



# TIGER WOODS PGA TOUR<sup>®</sup> 13

MANUAL



## CADDIE CONTROLS

Caddie recommendation



Zoom to aim



View lie



Switch Caddie recommendation



## SHOT SETUP CONTROLS

Adjust target circle



Adjust loft, fade, and draw



Reset shot

Hold



Change shot type



Change clubs

L2

R2

Caddie Book






Pause menu












Address Ball



## ZOOM/SHOT SETUP CONTROLS

Camera rotate	
Change camera zoom	
Modify stance/ball placement	

## DEFAULT ADDRESS CONTROLS

Shot stick	
Exit address	
Adjust target circle	
Practice shot	
Add spin (ball in flight)	   
Pause menu	
Adjust Strike Meter	
Putt preview (on green)	

## ON-COURSE ADVICE

Decide how much assistance you want to receive from your Caddie. Before you begin a game mode, select **SETTINGS** from the main menu and pick your Caddie mode.

**Automatic**

Your Caddie automatically determines the best shot for the current situation, but it is up to you to execute the shot.





**Manual Caddie**

A new Caddie option. Receive on-screen hints from your Caddie as you set up the perfect shot.

**Off**

Set up your shot without assistance from the Caddie.

## PRE-SHOT STANCE

Adjust your stance to create unique and dynamic shots. Move  /  to open your stance, and add fade right or draw left for right-handed golfers and fade left or draw right for left-handed golfers. Move  /  to move the ball forward or backward in your stance, which alters the height of the ball's trajectory.




## SHOT PREVIEW ARC

After setting up your stance, the Shot Preview Arc shows the projected arc of the ball based on your current stance and club selection. This arc also updates based on the Strike Meter, which includes information on the difference between fat, perfect, and thin ball contact points. The Shot Preview Arc is available by use of a Pin, be sure to collect a complementary pin of this type in the Starter Pack.

## STRIKE METER

Utilize the Strike Meter to dig the ball out of bunkers or to pick the ball cleanly when it's in the rough. Fat or thin hits are non-optional and affect the shot power and ball trajectory. You can modify where the club face strikes the ball to gain greater control over the height of your shot. Alter your contact to suit the current circumstances. Hit under the ball to pop it up high, or hit near the top of the ball for a low shot.

## TOTAL CLUB CONTROL

You now have total control over your swing with the new swing system in Tiger Woods PGA TOUR® 13. Move  to determine your backswing, and then move  to swing. Your movement's speed controls the swing power. At higher difficulty levels, you must execute draws and fades by swinging your club diagonally (  ). The results are more sensitive to mishits.

## **SWING FEEDBACK HUD**

**Play close attention to the pace of your swing. Adjust the tempo of both the backswing and follow through to perfect the timing of your swing. You can extend your backswing and speed up the forward swing to give an extra power boost, but there is a risk of over swinging. Look to the Swing Feedback in the lower-left of the HUD for an analysis of your backswing and follow through.**

## PUTTING

After you have lined up the putt, move **L** to draw back the putter and move **L** to follow through. The speed of your movement determines the outcome of your putt.

Press **▲** to activate the Caddie on the green. Your Caddie recommends the best spot to aim your putt, and the recommendation is marked with a circle on the putting surface.

Aim within the circle to help sink your putt.

For extra help, press **L1** to enable the putt preview feature. It displays the path of the ball based on your current setup.



**Tiger Woods PGA TOUR® 13 includes PlayStation®Move motion controller support throughout the entire gameplay experience. To use PlayStation®Move motion controller, choose the controller number that matches your PlayStation®Move motion controller at the control select screen, which appears before you enter an event. When using PlayStation®Move motion controller, follow the on screen guides to navigate menus, zoom to a target, address the ball, and swing.**

## **SAVING**

The autosave feature saves your progress after every hole in your career. When playing the Road to the PGA TOUR mode, use the MidRound Save system to save in the middle of an event. When you resume your save, you return to the beginning of the last hole you played.

## **IMPORTING XP**

Import a golfer profile from Tiger Woods PGA TOUR® 12: The Masters® to gain XP that can be assigned to your new golfer. The amount of XP you gain is related to how much XP you earned with your imported golfer in the previous title.

## **DIFFICULTY SETTINGS**

**In addition to choosing the difficulty setting, you can further customize each setting. Before you begin a course, select SETTINGS from the main menu to adjust the Difficulty Level as well as the Swing Difficulty, Backswing Meter, Ball Spin, Putt Preview, Caddie Mode, Green Grid, and Swing Stick.**

**The higher your difficulty, the more challenging it is to use the Strike Meter. Adjusting the difficulty also modifies the Status Point and XP multiplier. The more difficult the settings, the more you will earn.**

Score

Distance ball will travel

Wind Direction

-2 Francesco Molinari

ASK CADDIE (1 of 2)

- ✓ 7 Iron
- ↑ 171 Yards
- 10 Yards Right
- ✓ High Loft
- ↔ Straight

4 MPH

Wind Speed

177  
▽ 15 FT

Elevation

Shot Aim

AIM  
R  
LIE

STANCE STRIKE

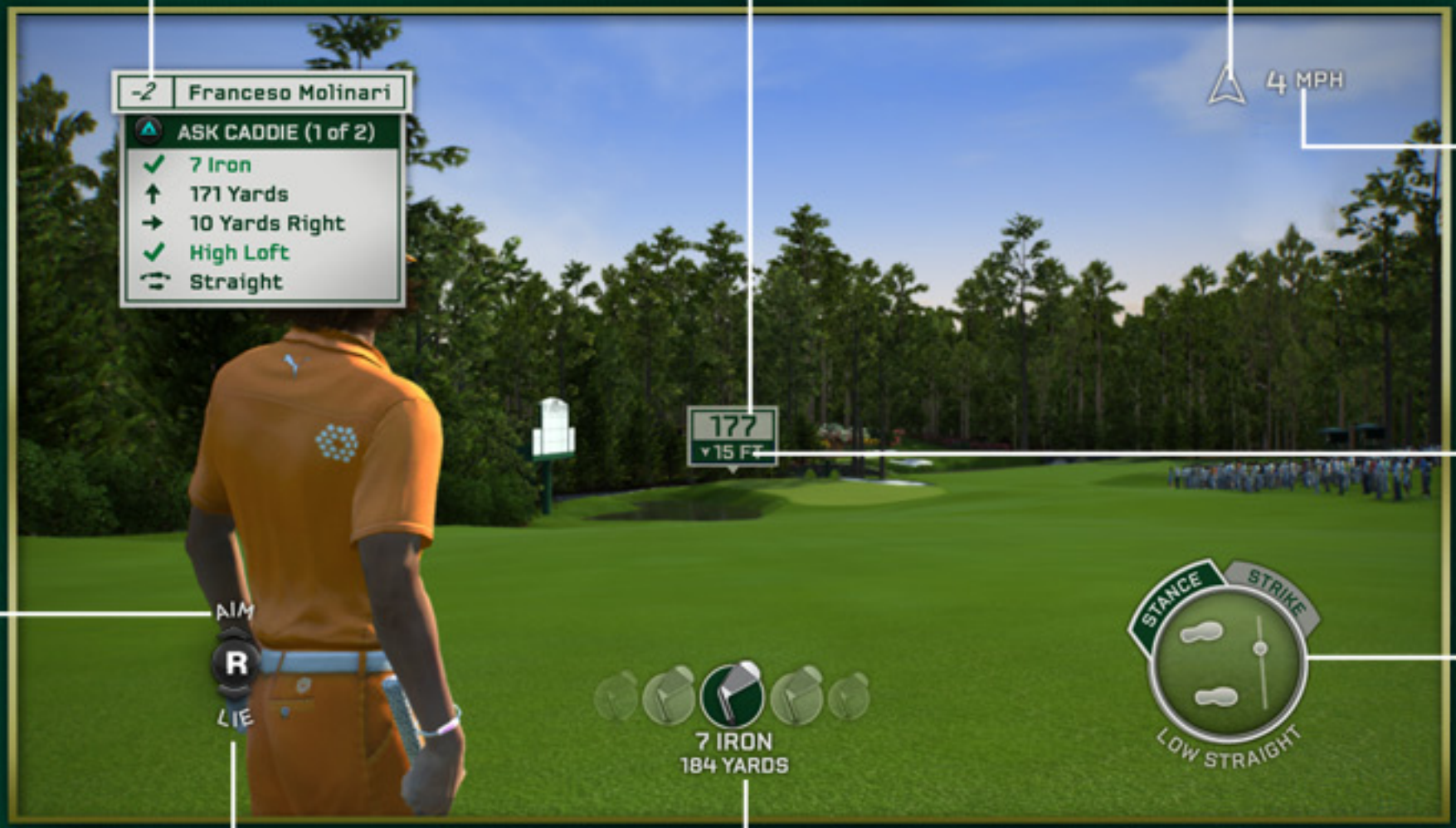
LOW STRAIGHT

Loft/Draw/  
Fade

Lie

7 IRON  
184 YARDS

Caddie suggestion



**Backswing  
feedback**

**Follow  
through  
feedback**



**Wind  
Speed**

**Wind  
Direction**

**Ball strike  
location**

## **NOTIFICATIONS**

**View tips, updates, and messages from EA SPORTS™.**

## **GAME MODES**

**Select a course to play an independent round on, choose to begin the Tiger Legacy Challenge, or create a golfer and start the Road to the PGA TOUR®.**

## **COUNTRY CLUBS**

**Search Country Clubs or create a New Country Club.**

## **THE STORE**

**Browse the Pin Collection or purchase new pins, Course Mastery.**

## **ONLINE**

**Access online game features.**

## **MY GOLFER**

**Create new golfers and adjust your golfers' various skills, appearance, equipment, and more.**

## **SETTINGS**


**Adjust Gameplay Settings, Presentation Settings, and Audio Settings, and select songs in EA TRAX™.**

## **EA SPORTS EXTRAS**

**Software Manual, and Credits.**

**Coins are the in-game currency and are used to purchase downloadable courses and pin packs. Coins can be earned at the end of a round, competing against club members in the weekly rankings, returning each day to receive your Loyalty Bonus reward, and completing Cross Play objectives. Coins can also be purchased directly from the PlayStation®Store. Your Coin Bank is viewable on the main menu in the upper right corner.**



Enhance your performance with consumable pins. Each pin type gives you a special bonus. After selecting a game type, course, and players, you can choose available pins. Scroll over the pin type to see how many pins you have left. The bottom left of the screen displays available refills, which you can utilize once a pin's uses have been depleted. To use a refill, press .

You can spend coins you've earned or purchased on pin packs. Collect them all to earn special bonuses.



## BOOSTS PINS

Boost Pins give a variety of boosts to your gameplay such as power, spin, and accuracy to your equipment or golfer's attributes. They can also provide Status Point boosts and refills.



**Collect all 18 holes of a course to earn an extra modifier on your Boost Pins and Status Points when playing on that specific course.**

**NOTE:**

**You can level up your pins to gain stronger bonuses. The first time you gain a pin from a pin pack, it's bronze. When you gain that pin again, it levels up to silver. The third time you acquire that pin, it levels up a final time to gold.**

## **PROGRESSION**

Select **MY GOLFER** and then **CREATE GOLFER** to begin. Once you create your golfer, return to the main menu and select **GAME MODES**. Choose **ROAD TO THE PGA TOUR** to start as an Amateur and work your way up the professional ranks to qualify for the **PGA TOUR** and become the number one golfer in the world. Win the Amateur Championship in the U.S. or Europe to qualify for a major as an Amateur golfer. Then, battle your way through the Nationwide Tour to enter the **PGA TOUR**.

If you do not qualify for the **PGA TOUR** through your Nationwide Tour Ranking, you can earn your **PGA TOUR** card by competing in **Q-School**.

### **NOTE:**

You can swap the standard course with any other course, including downloadable ones, in a variety of events.

## **PRO SHOP**

**Find new clothes and gear at the Pro Shop. As you gain sponsorships, new items become unlocked. You may also purchase bundles of Pro Shop items online using real currency.**

## **SPONSORS**

**Sponsors let you unlock Pro Shop gear. As you complete objectives for your current sponsor, you unlock items and new sponsor levels. Select SPONSORS in the Road to the PGA TOUR menu to pick a sponsor.**

## **EQUIPMENT ATTRIBUTES**

**Each piece of equipment has special attributes that make it play just like it does in real life. Select MY GOLFER and choose a golfer to view equipment attributes, choose different equipment, or purchase new equipment.**


## MY SKILLS

Select **MY GOLFER** to choose a golfer and view his or her skills. The My Skills screen indicates your golfer's skill attribute ratings, making it easy to understand where your golfer needs to improve the most.

The bars show your golfer's base attribute levels in four categories: Power, Accuracy, Recovery, and Putting. To increase your attributes, upgrade your golfer using XP. All equipment has stats that affect your golfer's attributes.

## PHOTO GAME FACE

Take photos of yourself or your friends and create a digital double that plays in Tiger Woods PGA TOUR® 13. Use any digital camera to take the photos, then upload them to the Tiger Woods PGA TOUR® 13 website. You may also use your PlayStation®Eye to create a picture directly on your system. You can generate up to eight different faces to apply to your custom golfers.

**In the improved course mastery, you complete a series of challenges to upgrade your mastery level of the course. To check your progress, press  during a round and select CADDIE BOOK. When you achieve gold course mastery during a Course Tee Time round, you earn unlimited play on that course, a coin award, and a free pin pack.**



Play from the moment Tiger revealed himself as a child prodigy at the age of two all the way up to present day. Relive the entire span of Tiger's Legacy and play events from his Toddler Years, Early Years, Junior Years, Amateur Years, Rookie Years, Tiger Slam, Pro Years, Present Day, Future, and Record Book. From the main menu, select **GAME MODES** and choose **TIGER LEGACY CHALLENGE** to experience Tiger's journey.

**Tiger Woods PGA TOUR® 13: The Masters® Collector's Edition** gives you access to the **Augusta Practice Facility**. There, you can practice your swing with full control over the course conditions.

Choose to hit from the **Practice Tee**, the **Short Game Area** and the **Putting Green**. You can change your target once you're on the green. Utilize the **Augusta Practice Facility** to earn **XP** for your golfer.



## **EA SPORTS COUNTRY CLUBS**

**Join a Friend's Club, Public Club, or create your own Country Club and recruit other gamers. As a Country Club member, you can connect, communicate, compete, and compare your statistics and progress against your Friends, teammates, and the world. Work together to level up your club with Status Points and climb the leaderboards to become the most prestigious Country Club in the world.**

**Please visit the URL below to set up your country club:**

**<http://www.easports.com/countryclubs>**

## **IN-CLUB COMPETITION**

**Players in a Country Club will be ranked weekly and assigned titles based on the amount of Status Points they contributed to the club during the week. The top ranked player will be crowned Club Champion and earn access to VIP Tournaments against other clubs! Players within the same Country Club can also compete in Head to Head teammate matches and Club Live Tournaments, and battle to become the weekly leader in each statistical category.**

**To manage your team or create a Custom Club Live Tournament, visit the EA SPORTS Country Clubs website.**

**Win a Club Champion Tournament or find a special invitation pin when opening packs to compete in the EA Majors.**

## **COINS & STATUS POINTS**

**Earn coins faster as part of a Country Club. Coins are awarded at the end of each week based on your performance relative to other club members. The higher your club rank, the better the coin bonus.**

**All earned Status Points also help level up your Country Club and your club rank.**

## **WORLD COMPETITION**

**Compete with players from around the globe! Country Clubs are ranked by the amount of Status Points earned by all members of the team, and members can participate in Head to Head Club Matches. The highest ranked players each week, Club Champion, and Club Pros are invited to VIP tournaments.**

## **ONLINE MULTIPLAYER**

**Find an opponent based on your skill level, check out the latest EA News, set your gameplay options for the games you host, and visit the PlayStation®Store to download exclusive Tiger Woods PGA TOUR® 13 content.**

## **LIVE TOURNAMENTS**

**In Live Tournaments, players from across the world compete for the top of the leaderboards during daily and weekly events.**

**During active pro tournaments, the Play the Pros option is available, and players are allowed to compete alongside actual pros.**

## **ONLINE GAME MODES**

**Challenge your Friends to a round of traditional Stroke Play or face off in Match Play. Additional modes include Skins, Best Ball, Four Ball, Alternate Shot, and the 3 Hole Mini-Game.**

## **SIMULTANEOUS PLAY**

**You don't have to wait for other golfers to swing before taking your shot. Simultaneous Play lets you play quickly, as if you were playing by yourself, while indicating your opponents' shots with real-time shot arcs. Each player's shot arc has its own color.**

## **SKILLS CHALLENGE POWERED BY EA SPORTS™ CROSS PLAY**

**Utilize skills challenge to complete time-based and persistent goals to earn rewards. For example, you can score birdies in Tiger Woods Online for the PC, Golf Challenge, and Tiger Woods PGA TOUR® 13, and they will all count toward the objective called Birdie Bonus. The more titles you play, the larger the reward.**

## **COURSE MASTERY**

**With the all-new course mastery, you can use your coins to purchase one round on a downloadable course. Achieve gold course mastery to earn unlimited play, a coin award, and a free pin pack.**