



*MASTERS*®









TIGER WOODS PGA TOUR®  12

MANUAL









# TABLE OF CONTENTS

<b>Controls (Caddie Controls)</b>	<b>3</b>
<b>Controls (Zoom/Shot Setup Controls)</b>	<b>4</b>
<b>Controls (Default Address Controls)</b>	<b>5</b>
<b>Caddie</b>	<b>6</b>
<b>Drive for Show, Putt for Dough!</b>	<b>7</b>
<b>Saving and Loading</b>	<b>11</b>
<b>Game Screen</b>	<b>12</b>
<b>Road to the Masters<sup>®</sup></b>	<b>13</b>
<b>Online</b>	<b>19</b>

## Controls (Caddie Controls)

Select Caddie recommendation (to address)	 button
Zoom to aim	left stick ↑
View lie	left stick ↓
Switch Caddie recommendation	 button /  button
Toggle Caddie ON/OFF	 button
<b>Caddie Turned OFF Controls</b>	
Adjust target circle	directional buttons
Adjust loft, fade, and draw	right stick
Change shot type	 button
Change clubs	 button /  button
Adjust choke	 button
Reset shot set-up	SELECT button
Pause menu	START button

## Controls (Zoom/Shot Setup Controls)

Select Caddie recommendation (to address)	 button
Camera rotate	left stick
Change camera zoom	 button
Switch Caddie recommendation	 button /  button
<b>Caddie Turned OFF Controls</b>	
Adjust target circle	directional buttons
Adjust loft, fade, and draw	right stick
Change shot type	 button
Use focus	 button
Adjust choke	 button
Reset shot set-up	SELECT button
Toggle back to Caddie	 button
Pause menu	START button

## Controls (Default Address Controls)

<b>Shot stick</b>	<b>left stick</b>
<b>Zoom to aim</b>	<b>left stick ↑</b>
<b>Adjust target circle</b>	<b>directional buttons</b>
<b>Practice shot</b>	<b>Press the <b>L3</b> button</b>
<b>Add power (on backswing), add spin (ball in flight)</b>	<b><b>L1</b> button/ <b>X</b> button</b>
<b>Toggle Caddie ON/OFF</b>	<b>○ button</b>
<b>Pause menu</b>	<b>START button</b>

## PlayStation®Move motion controller

Take your game to the next level and play *Tiger Woods PGA TOUR® 12:*

*The Masters®* with the PlayStation®Move motion controller and the PlayStation®Move navigation controller.

### ON-COURSE ADVICE

**Play like a true pro with a caddie by your side assisting and supporting you on every swing. While on the course, he recommends shots and helps you become a more successful golfer. The Caddie's knowledge of the course is an asset when you're focusing on your shots. You can also disable the Caddie by going for a custom shot.**

**Based on the current situation, your Caddie recommends a fairway, layup, green, flagstick, or recovery type of shot. The shots vary from risky (red and yellow in color) to non-risky (green in color).**

## Drive for Show, Putt for Dough!

### SWING CONTROLS

Both the left stick and right stick work individually to give you complete control of your shots. This setting is changeable in the pause menu. When practicing, your controller briefly vibrates when you hit the sweet spot of your swing.

### SHOT STICK

The left stick (the Shot Stick) controls the backswing and downswing, and determines how straight your shot goes. Move the left stick ↓ to begin your backswing—the closer you get to the peak of your backswing before moving the left stick ↑ for your downswing, the closer your swing is to 100% power.

## Drive for Show, Putt for Dough!

# DETERMINING YOUR SHOT

**Consider your lie and distance to the flagstick before selecting your shot.**

**Full**                    **Set up a full swing.**

**Punch**                **Produce a low-trajectory shot to minimize the effects of wind, or to shoot from under tree cover.**

**Pitch**                **Places the ball on the green with minimal roll from up to 60 yards away.**

**Flop**                 **Use it to fly over obstacles or to stick the ball on the green.**

**Chip**                 **A useful shot when you are too far away for the putter.**

**Putt**                 **Use your most accurate club—the putter—to putt the ball in the cup.**



## Drive for Show, Putt for Dough!

### PUTTING

Use Precision Putting to sink that perfect putt. After you have lined up the putt, move the left stick ↓ to gain power. Once finished, move the left stick ↑ to follow through. The appropriate strength to reach the aiming arrow is indicated by the yellow band on the putting meter.

Your Caddie recommends the best spot to aim your putt by way of a circle on the putting surface. Aiming within the circle helps you sink your putt. Use focus to shrink the putting circle to get a better read.

## Drive for Show, Putt for Dough!

### CHOKE

Choking up on the club before swinging allows you to take distance off the club and still perform a full swing. Switch between FULL GRIP, 1/2 CHOKE, and FULL CHOKE.

### FOCUS

Your golfer's focus is displayed as a meter in the lower-left corner of the HUD. As you perform advanced maneuvers, such as Power Boost, Spin, or Putt Preview, focus decreases. Once focus is completely depleted, advanced maneuvers are no longer available. As you complete shots without using focus, focus is slowly restored. On Amateur difficulty, focus is unlimited. On Tournament difficulty, focus is not available.

## Saving and Loading

### SAVING

The autosave feature saves your progress throughout the game automatically. If you want to save in the middle of a match, use the MidRound Save system in Road to the Masters® when exiting a round. When you resume your save, you begin right at the beginning of the last hole you played.

### IMPORTING XP

By importing a profile golfer from *Tiger Woods PGA TOUR® 11*, you gain XP to assign to your new golfer. The amount of XP you gain is related to how much XP you earned with your golfer in *Tiger Woods PGA TOUR® 11*.

# Game Screen



## PROGRESSION

**Begin as an amateur and work your way up the professional ranks to qualify for and win the Masters! You must first battle your way through the Nationwide Tour and PGA TOUR.**

**To progress in Road to the Masters, you must take part in events. As you complete items in an event, you gain experience and progress on your way.**

## SPONSORS

**Sponsors is an all-new feature allowing you to unlock Pro Shop gear. As you complete objectives for your current sponsor, you unlock items and new sponsor levels.**

## PRO SHOP

Find new clothes and gear at The Pro Shop. As you gain sponsorships, new items are unlocked in the Pro Shop. You may also purchase bundles of Pro Shop items online using real currency. Unlock all Pro Shop items to earn rare prototype gear.

## COURSE MASTERY

Course Mastery is a new feature allowing you to enhance your Caddie's course knowledge. Complete a series of challenges to upgrade your mastery and improve your Caddie. The more the Caddie knows, the better his suggestions become, so take some time to pull off some impressive shots. Check your progress in-game through the Caddie book.

## AWARDS

**As you accomplish impressive feats over the course of your career, you earn awards. These awards are collected and displayed as pins on your bag tag.**

## MY SKILLS

**The My Skills screen indicates your golfer's skill attribute ratings with a visual display of bars and graphs, making it easy to understand where your golfer needs to improve the most.**

**The bars show your golfer's base attribute levels in four categories: power, accuracy, control, and putting. To increase your attributes, upgrade your golfer using XP. Pro Shop items also give an extra boost!**

## PHOTO GAME FACE

Take photos of yourself or your friends and create a realistic, lifelike digital double that actually plays in *Tiger Woods PGA TOUR® 12: The Masters®*. Use any digital camera to take the photos and then upload them to the *Tiger Woods PGA TOUR® 12: The Masters®* website ([www.easports.com](http://www.easports.com)). You may also use your PlayStation®Eye to create a picture directly on your system. You can generate up to eight different faces to apply to your custom golfer(s).



## PERFORMANCE TUNING

The Club Tuner gives you the opportunity to calibrate your clubs to fit your personal playing style before heading to the course. Spend XP in Swing Tuner to upgrade your golfer's power, accuracy, control, or putting. Adjusting these two options allows you to carefully refine every aspect of your swing and club, tuning your game to that of a real pro.

## MASTERS MOMENTS

Have you ever wanted to relive some of the most historic moments from past Masters? Now you can with Masters Moments, a collection of nine pre-set challenges that replicate amazing situations from the past. See how well you stack up against the pros by stepping into their shoes and overcoming major championship conditions.

## TIGER AT THE MASTERS

Jump straight in and play the Masters, one of the most prestigious events in golf. Play as Tiger Woods and compete in historic Masters Tournaments when Tiger took home the Green Jacket.

**Note: Go to the My Tiger 12 menu to select each of the following: CHANGE GOLFER, OPTIONS, USGA RULES, and other options.**

### ONLINE MULTIPLAYER

Find an opponent based on your skill level, check out the latest EA News, set your gameplay options for the games you host, and visit the PlayStation®Store to download exclusive *Tiger Woods PGA TOUR® 12: The Masters®* content.

### EA SPORTS™ GAMERNET

You may view MY ONLINE CLIPS, MY LOCAL CLIPS, and other options. You may also play GamerNet Challenges instantly by taking part in Daily Challenges without entering the EA SPORTS GamerNet menu.

### ONLINE TEAM PLAY

Players join one of two teams and compete for victory with up to 10 players—five on each team—in Online Team Play mode.

After joining an Online Team Play game, players decide which team to play on. After all the players select READY, the match begins. The arcs from the balls of the players appear on-screen as you play, color-coded by team. Help your team earn points by winning your match to contribute to the overall team score.

# LIVE TOURNAMENTS

**Live Tournaments allows players across the world to hit the links and compete for the top of the leaderboards during daily and weekly events.**

**Historic Masters is an all-new feature allowing you to play alongside the legends and relive some of the greatest Masters events in history. You may also compete in the 2011 Masters.**

**During active pro tournaments, the Play-the-Pros option opens up and players are allowed to compete alongside the actual pros in Live Tournaments.**

### ONLINE GAME MODES

Challenge your friends to a round of traditional Stroke Play or face off in Match Play to prove you have what it takes on the green. Additional modes include Skins, Best Ball, Four Ball, Alternate Shot, and the 3 Hole Mini-Game.

### SIMULTANEOUS PLAY

No longer do you have to wait for the other golfers in your foursome to shoot before hitting your shot. Simultaneous Play lets you play quickly, as if you were playing by yourself, while indicating your opponents' shots with real-time shot arcs. Each player's shot arc has its own color.