

XBOX ONE





**WARNING** Before playing this game, read the Xbox One™ system, and accessory manuals for important safety and health information. [www.xbox.com/support](http://www.xbox.com/support).

### **Important Health Warning: Photosensitive Seizures**

A very small percentage of people may experience a seizure when exposed to certain visual images, including flashing lights or patterns that may appear in video games. Even people with no history of seizures or epilepsy may have an undiagnosed condition that can cause “photosensitive epileptic seizures” while watching video games. Symptoms can include light-headedness, altered vision, eye or face twitching, jerking or shaking of arms or legs, disorientation, confusion, momentary loss of awareness, and loss of consciousness or convulsions that can lead to injury from falling down or striking nearby objects. **Immediately stop playing and consult a doctor if you experience any of these symptoms.** Parents, watch for or ask children about these symptoms—children and teenagers are more likely to experience these seizures. The risk may be reduced by being farther from the screen; using a smaller screen; playing in a well-lit room, and not playing when drowsy or fatigued. If you or any relatives have a history of seizures or epilepsy, consult a doctor before playing.

# CONTENTS

INTRODUCTION.....	3	CHARACTER PROGRESSION .....	18
COMPLETE CONTROLS.....	4	PLANTS VS. ZOMBIES GARDEN WARFARE	
PLAYING THE GAME .....	5	CHARACTER IMPORT .....	19
BACKYARD BATTLEGROUND .....	6	LIMITED 90-DAY WARRANTY .....	20
CHARACTERS .....	12	NEED HELP? .....	21















## INTRODUCTION

The battle for Suburbia grows to crazy new heights in *Plants vs. Zombies™ Garden Warfare 2*! In this hilarious, action-packed shooter, Dr. Zomboss—the Zombie leader—has strengthened his horde and rebuilt Suburbia as a Zombie utopia. But don't lose hope—the Plants are taking the offensive in an all-out attack to reclaim their turf!

**NOTE:** All *Plants vs. Zombies Garden Warfare 2* gameplay requires an Internet connection.

# COMPLETE CONTROLS

## DEFAULT CONTROLS

Move	
Jump	
Action button	
Activate primary weapon	
Zoom/Activate secondary weapon	
Reload	
Turn camera/character	
Ability 1	
Ability 2	
Ability 3	
Hot swap	 / 
Gestures	 / 
Pause menu	Menu button
Scoreboard	View button

# PLAYING THE GAME

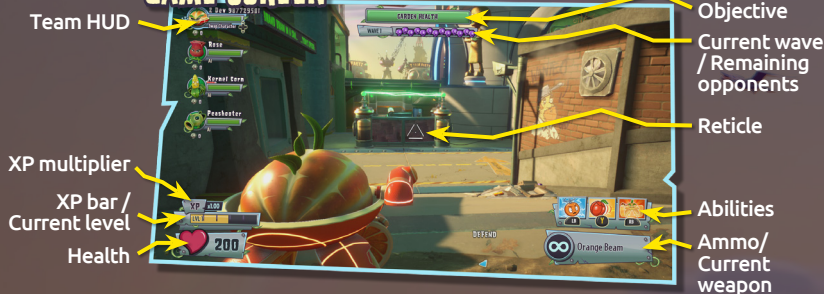
## ★ PAUSE MENU

**NOTE:** Accessing the Pause menu does not halt gameplay.

Press the Menu button during gameplay to enter the Pause menu. Your current quests are here as well as your Coins, Stars, and player rank. Additional options in this menu include:

Resume	Resume gameplay.
Respawn	Respawn as a new character or character variation. You can also switch sides completely.
Invite friends	Invite friends from your friends list to join you in multiplayer.
Options	Customize options.
Switch profile	Allows you to switch to another profile. Will return you to the title screen.
Warp Home	Far away from your base and just want to go home? This will take you right back.

## GAME SCREEN





# BACKYARD BATTLEGROUND

**NOTE:** This is just a taste of what the Backyard Battleground has to offer. Explore it yourself and see what you can find!

Find everything you need and more in the Backyard Battleground. Divided into Plant Base, Zombie Base, and neutral areas, here you can discover every map and mode, as well as a whole slew of options and explorable places. In your team's base you'll find quests, magical portals, and more—enter enemy territory, however, and you'll ignite all-out war. Neutral areas contain treasures and fun activities to find. As you complete quests and earn Badges and Stars, you'll unlock more areas of the Backyard Battleground, so go out and explore!

If you are vanquished in the Backyard Battleground, you immediately respawn or change your character and team. You can also switch sides by finding the recruitment stand in either team's base. You earn XP and rewards in the Backyard Battleground, so feel free to explore and battle as much as you please.

Venture forth by yourself or invite up to three friends into your Backyard Battleground!

## ★ CHARACTER SELECT/ CUSTOMIZATION BOOTH

Find the Customization Booth to change your team, character, abilities, character upgrades, or appearance. Check out the Character section of this manual to learn more!

## ★ SWITCH TEAMS

If you'd like to quickly join the enemy side, find the recruitment stand in either base to instantly spawn as a Plant or Zombie in their base.

## ★ QUESTS

**NOTE:** Quests from the Quest Board can be completed if another player is in your Backyard, or while using split screen. However, access to Solo Play and your Quest Book will be unavailable.

There are two types of quests: Access Solo Play Quests through the Quest Book, and Daily Quests via the Quest Board. Quests you are currently working on can also be found at the Quest Board or in the Pause menu. You earn rewards immediately upon completion—no need to turn them in!

Completing quests increases the XP multiplier, which gives an extra boost to the XP you earn. However, if you haven't played *PvZ Garden Warfare 2* for a while, your multiplier will drop back down.

You can have seven Active Quests at a time: two Solo Play Quests (one Plant and one Zombie) and five side quests. Quests stay in your quest inventory until they are completed or canceled, including Daily Quests, even after they are no longer available on the Quest Board.

## SOLO PLAY QUESTS

Quest Givers provide Solo Play Quests for both Plants and Zombies. They can be found throughout the Backyard Battleground. Completing them will unlock new Solo Play Quests, as well as new Quest Givers.

**NOTE:** Find your first Solo Play Quest by peeking behind the garage door...

## QUEST BOOK

Here you take on Solo Play Quests from Quest Givers, replay quests you've already completed, and fill out your Badge collection. You can also view all quests and their available rewards, as well as the statuses of your Active Quests.

## QUEST BOARD



Find Daily Quests at the Quest Board located in both Plant and Zombie bases. All quests on the Quest Board are time gated and refresh over time. Any Active Quest in your quest log will remain there until you complete or cancel it. Amongst the Daily Quests, you might find an Epic Quest. These types of quests are harder to complete but grant greater rewards, like huge amounts of Coins and Stars.

You can also view or cancel your Active Quests here—canceled Daily Quests can be accepted again at the Quest Board while they are available.

**NOTE:** Each quest is listed on both Quest Boards, so don't worry about switching teams to view them all!



## ★ SPLIT SCREEN

Find the two stacked TV sets in the Plant and Zombie bases so you and a friend can play together!

## ★ MULTIPLAYER PORTAL

The Multiplayer Portal is your gateway to good times. Use the Multiplayer Portal to jump into online matches (Xbox Live Gold membership required), set up a Private Match with up to three additional friends, or just go at it solo. If you choose Solo Play, you will play by yourself or even alongside AI allies.

## GAME MODES

Try out these modes, available on 12 brand new maps!

### HERBAL ASSAULT (NEW)

The Plants are on the attack! The map expands to the next section each time a tombstone is taken down. The Plants must complete the final objective at the end of the map for ultimate victory!

### GARDENS & GRAVEYARDS

The Zombies are at it again! The map expands to the next section each time a garden is overrun by Zombies. The Zombies need to complete the final objective at the end of the map for ultimate victory!

### TEAM VANQUISH

Go all out against your enemies! Every Plant or Zombie vanquished counts as a point; each revive subtracts a point from the team's score. The first team to earn 50 points wins!

### VANQUISH CONFIRMED

Collect crazy orbs from vanquished enemies to earn points for your team. Deny the opposing team a point by collecting a fallen ally's crazy orb. The first team to earn 50 points wins!

## GNOME BOMB

Use the mighty power of the gnome bomb to destroy all three of your opponent's tombstones or gardens—but first, you need to find the gnome!

## SUBURBINATION

Players compete to raise tombstones and gardens and try to Suburbinate the other team, which ends in fireworks!

## OPS

Catch a ride in Crazy Dave's RV or Dr. Zomboss's Blimp and head off to Ops, a cooperative wave defense mode with plenty of surprises! You can play Solo, fight alongside up to three AI allies, or join up with friends or other online players.

## GARDEN OPS

In Garden Ops, you build a garden that you must try to protect against 10 enemy waves. You can also activate turrets around the map for additional defense. Waves become increasingly difficult as you progress, and sometimes you'll encounter bonus challenges and powerful bosses. Good luck!

## GRAVEYARD OPS (NEW)

You've defended your garden before, but for the first time ever, Zombies must defend themselves against the Plants who have turned on the offense!

## ★ STATS ROOMS

### STATS ROOM CHARACTERS

Inside Plant and Zombie bases you can find the Stats Room, a place to admire your collection of Plant and Zombie characters and their stats, as well as your own personal stats. Here, you can also promote your characters once they've reached level 10.

### STICKERBOOK

Find the Stickerbook in the Stat Room to see your personal stats and customization collection. Don't forget to take the time to read up on your favorite Plant or Zombie lore.

## ★ WORLD OPTIONS

Via World Options, you can find out which of your friends are online, send them invites, or easily join their games. You can change the difficulty level of the Backyard Battleground, save your game, and remove players from your game.

## ★ MAILBOX

Located in the center of both Plant and Zombie bases, the Mailbox provides all the latest info for *PvZ Garden Warfare 2*. Import your characters and their abilities from *Plants vs. Zombies™ Garden Warfare* here, as well as access loyalty rewards based on your *PvZ Garden Warfare* accomplishments.

## ★ STICKER SHOP

Find the Sticker Shop in the post-round menu or at the vending machine in the Backyard Battleground right next to the entrance to the Stats Room. The Sticker Shop is where you'll get your hands on spawnable characters or boost your customization collection. Who knows, maybe you'll even get a legendary character or item!

# CHARACTERS

## ★ CHARACTER SELECT SCREEN



Both teams feature seven different classes to play as, each with its own strengths, weaknesses, weapons, and abilities. Every class, as well as its variants, has its own advantages and unique way to play. For example, classes such as Super Brainz and Captain Deadbeard replace the Zoom function with a secondary weapon. Some classes and variants are faster, stronger, or can take more punches. Try them all out to see which characters work best for you!

In the Character Selection menu, choose your team and character, as well as customize your abilities, character upgrades, and appearances. Every character has its own unique look, stats, and primary weapon. Further personalize characters using customizable items such as hats, tattoos, facial hair, and accessories. Character Upgrades are rewarded as you level up.

The Character Customization menu is accessible before starting a game mode, or it can be found in the Customization Booth in the Backyard Battleground. You can also customize your character when you select RESPAWN from the Pause menu.

# ★ PLANTS

## CITRON (NEW)



The Citron is a time-travelling bounty hunter from the future... who's also an orange. His one-of-a-kind transformation ability allows him to get into the action faster than any other Plant, then instantly transform to attack mode for maximum effectiveness!

<b>Primary Weapon</b>	Orange Beam
<b>Ability 1</b>	EMPeach
<b>Ability 2</b>	Citron Ball
<b>Ability 3</b>	Peel Shield

## ROSE (NEW)



Rose is an extremely powerful sorceress whose visions warn of a Zombie-controlled future. Determined to prevent this from coming to pass, she travels forward in time to Suburbia to change the tide of battle!

<b>Primary weapon</b>	Magic Thistles
<b>Ability 1</b>	Time Snare
<b>Ability 2</b>	Arcane Enigma
<b>Ability 3</b>	Goatify

## CORN (NEW)



Fighting overseas during the events of the first *PvZ Garden Warfare*, the Kernel is ready to take the fight to the Zombies. What he lacks in a sense of humor, he makes up for with attitude and his dual Cob Busters.

<b>Primary Weapon</b>	Cob Busters
<b>Ability 1</b>	Butter Barrage
<b>Ability 2</b>	Husk Hop
<b>Ability 3</b>	Shuck Shot



## PEASHOOTER



Primary Weapon	Pea Cannon
Ability 1	Chili Bean Bomb
Ability 2	Pea Gatling
Ability 3	Hyper

## CHOMPER



Primary Weapon	Chomp
Ability 1	Goop
Ability 2	Burrow
Ability 3	Spikeweed

## SUNFLOWER



Primary Weapon	Sun Pulse
Ability 1	Heal Beam
Ability 2	Sunbeam
Ability 3	Heal Flower

## CACTUS



Primary Weapon	Spike Shot
Ability 1	Potato Mine
Ability 2	Garlic Drone
Ability 3	Tallnut Battlement

# ★ ZOMBIES

## IMP (NEW)



The smallest and most agile of the zombies, Imp can double-jump, hover, and giggle his way to victory. It doesn't hurt to have two automatic Imp Blasters, too...

<b>Primary Weapon</b>	Imp Blasters
<b>Ability 1</b>	Gravity Grenade
<b>Ability 2</b>	Robo Call
<b>Ability 3</b>	Impkata

## Z-MECH



Z-Mech was built with Z-Tech to provide massive size, health, and damage as you unleash Imp's secret weapon!

<b>Primary Weapon</b>	Robo Laser
<b>Ability 1</b>	Missile Madness
<b>Ability 2</b>	Explosive Escape
<b>Ability 3</b>	Robo Stomp

## SUPER BRAINZ (NEW)



This hero has an offensive option for every occasion. Need to make an entrance and smash your way to victory? His three-hit punch combo has you covered. Need to make your mark from a distance? Look no further than his awesome hand laser.

<b>Primary Weapon</b>	Heroic Fists
<b>Secondary Weapon</b>	Heroic Beam
<b>Ability 1</b>	Super Ultra Ball
<b>Ability 2</b>	Turbo Twister
<b>Ability 3</b>	Heroic Kick

## CAPTAIN DEADBEARD (NEW)



Don't let his crusty appearance fool you. This peg-legged captain has a trick weapon up his sleeve that allows for pinpoint accuracy at long range, and a devastating blast in close quarters. Yarr!

<b>Primary Weapon</b>	Scurvy Scattershot
<b>Secondary Weapon</b>	Spyglass Shot
<b>Ability 1</b>	Barrel Blast
<b>Ability 2</b>	Parrot Pal
<b>Ability 3</b>	Cannon Rodeo

## SOLDIER



Primary Weapon	Z-1 Assault Blaster
Ability 1	Zombie Stink Cloud
Ability 2	Rocket Jump
Ability 3	ZPG

## ENGINEER



Primary Weapon	Concrete Launcher
Ability 1	Sonic Grenade
Ability 2	Big Bolt Blaster
Ability 3	Jackhammer

## SCIENTIST



Primary Weapon	Goo Blaster
Ability 1	Heal Beam of Science
Ability 2	Warp
Ability 3	Sticky Explody Ball

## ALL-STAR



Primary Weapon	Football Cannon
Ability 1	Imp Punt
Ability 2	Sprint Tackle
Ability 3	Dummy Shield

## ★ HERO SHOWCASE

New characters are showcased in the Character Select screen for a limited time. Use them as often as you want during that time period, or unlock them to permanently add them to your list of available characters.

## CHARACTER PROGRESSION

Earn XP through your actions alone—this means that while you might earn the same amount of Coins as your allies in a multiplayer session, you earn XP individually. The amount of XP you earn is determined by how much you participate in gameplay: Actions like vanquishing enemies, assisting allies in battle, using consumables, or healing/reviving your teammates reward you with XP.

Characters can level up to a maximum of Level 10. The journey does not end there, however, because you can promote them in the Stats Room. Promoting a character resets their level back to 1 but earns them a new title. You can promote a character up to five times as they journey towards earning the title of “Master”.

Each time a character earns a level your overall player rank increases as well. The more characters you level the higher your player rank will reach! Remember your player rank is the ultimate bragging rights in the game! If you reach player rank 100 you will reset that rank back to 1, but will earn a brand new rank plate showcasing this amazing accomplishment—keep going for even higher rank plates!



# PLANTS VS. ZOMBIES GARDEN WARFARE CHARACTER IMPORT

*PvZ Garden Warfare* players rejoice! In *PvZ Garden Warfare 2*, you can import most of your unlocked characters, which makes it easier for you to unlock over 100 unique playable characters in this game. Find the Mailbox in the Backyard Battleground to import your *PvZ Garden Warfare* characters and earn other loyalty bonuses as well.

**NOTE:** This feature is available through February 2017. Ability to import characters and rewards may be temporarily limited by server availability.



# LIMITED 90-DAY WARRANTY

**NOTE:** Warranty does not apply to digital download products.

## Electronic Arts Limited Warranty

Electronic Arts warrants to the original purchaser of this product that the recording medium on which the software program(s) are recorded (the "Recording Medium") is free from defects in materials and workmanship for a period of 90 days from the date of purchase. If the Recording Medium is found to be defective within 90 days from the date of purchase, Electronic Arts agrees to replace the Recording Medium free of charge upon receipt of the Recording Medium at its service center, postage paid, with proof of purchase. This warranty is limited to the Recording Medium containing the software program that was originally provided by Electronic Arts. This warranty shall not be applicable and shall be void if, in the judgment of Electronic Arts, the defect has arisen through abuse, mistreatment or neglect.

This limited warranty is in lieu of all other warranties, whether oral or written, express or implied, including any warranty of merchantability or fitness for a particular purpose, and no other representation of any nature shall be binding on or obligate Electronic Arts. If any such warranties are incapable of exclusion, then such warranties applicable to this product, including implied warranties of merchantability and fitness for a particular purpose, are limited to the 90-day period described above. In no event will Electronic Arts be liable for any special, incidental, or consequential damages resulting from possession, use or malfunction of this Electronic Arts product, including damage to property, and to the extent permitted by law, damages for personal injury, even if Electronic Arts has been advised of the possibility of such damages. Some states do not allow limitation as to how long an implied warranty lasts and/or exclusions or limitation of incidental or consequential damages so the above limitations and/or exclusion of liability may not apply to you. In such jurisdictions, the Electronic Arts' liability shall be limited to the fullest extent permitted by law. This warranty gives you specific rights. You may also have other rights that vary from state to state.

## Returns Within the 90-Day Warranty Period

Please return the product along with (1) a copy of the original sales receipt showing the date of purchase, (2) a brief description of the difficulty you are experiencing, and (3) your name, address and phone number to the address below and Electronic Arts will mail a replacement Recording Medium to you. If the product was damaged through misuse or accident, this 90-day warranty is rendered void and you will need to follow the instructions for returns after the 90-day warranty period. We strongly recommend that you send your products using a traceable delivery method. Electronic Arts is not responsible for products not in its possession.

## EA Warranty Information

If the defect in the Recording Medium resulted from abuse, mistreatment or neglect, or if the Recording Medium is found to be defective after 90 days from the date of purchase, choose one of the following options to receive our replacement instructions:

**Online Warranty Information:** <http://warrantyinfo.ea.com>

**EA Warranty Mailing Address:**

Electronic Arts Customer Warranty, 7700 W Parmer Lane, Building C, Austin, TX 78729-8101

## Notice

Electronic Arts reserves the right to make improvements in the product described in this manual at anytime and without notice.

## NEED HELP?

The EA Worldwide Customer Experience team is here to ensure you get the most out of your game—anytime, anywhere.

◆ Online Support & Contact Info

For FAQs, help articles, and to contact us, please visit [help.ea.com](http://help.ea.com).

◆ Twitter & Facebook Support

Need a quick tip? Reach out on Twitter to [@askeasupport](https://twitter.com/askeasupport) or post on [facebook.com/askeasupport](https://facebook.com/askeasupport).