




NHL 20

TORONTO
MAPLE
LEAFS

 **WARNING** Before playing this game, read the Xbox One system, and accessory manuals for important safety and health information. www.xbox.com/support.

Important Health Warning: Photosensitive Seizures

A very small percentage of people may experience a seizure when exposed to certain visual images, including flashing lights or patterns that may appear in video games. Even people with no history of seizures or epilepsy may have an undiagnosed condition that can cause “photosensitive epileptic seizures” while watching video games. Symptoms can include light-headedness, altered vision, eye or face twitching, jerking or shaking of arms or legs, disorientation, confusion, momentary loss of awareness, and loss of consciousness or convulsions that can lead to injury from falling down or striking nearby objects. **Immediately stop playing and consult a doctor if you experience any of these symptoms.** Parents, watch for or ask children about these symptoms—children and teenagers are more likely to experience these seizures. The risk may be reduced by being farther from the screen; using a smaller screen; playing in a well-lit room, and not playing when drowsy or fatigued. If you or any relatives have a history of seizures or epilepsy, consult a doctor before playing.

CONTENTS

04 GETTING ONTO THE ICE

05 COMPLETE CONTROLS

18 NEW TO *NHL 20*

20 PLAYING A GAME

22 THE WORLD OF CHEL

23 GAME MODES

27 LIMITED 90-DAY WARRANTY

28 NEED HELP?

GETTING ONTO THE ICE

Get ready to experience the energy of real-world NHL hockey in *NHL® 20!* The first time you launch the game, you'll have four gameplay styles to choose from:

I am new to sports gaming.

Learn the ropes on Rookie difficulty with simplified Hybrid controls, Control Hints, and On-Ice visualizations tailored for new users.

I have not played recently.

This setting defaults to Skill Stick controls while also raising the game difficulty to Semi-Pro.

I am experienced.

Show off your Skill Stick expertise on Pro difficulty.

I am an expert.

Expect All-Star difficulty to give you a serious challenge. This option is great for seasoned players who want a realistic hockey experience.

NOTE: You can adjust gameplay settings at any time from the main menu—just go to SETTINGS. There, each control, difficulty, game style, and hint option can be tweaked to suit your needs.

Once you've made your choice, the game presents five options: Training Camp, What's New, Stanley Cup Game, Free Skate, and Main Menu. Upon choosing Main Menu, you'll be asked to pick your favorite team.

COMPLETE CONTROLS

HYBRID

This is one of the simplest control schemes, using simple button presses to command the action on the ice. In Hybrid, the right stick has the same functionality Skill Stick control scheme. It's great for beginners.

OFFENSE

Skating/Shot & Pass Aim	
Pass	
Slap shot	
Wrist shot	
Cancel shot	(hold)
Backhand toe drag	+
Backhand toe drag flip	+ +
Between the legs shot	+ +
Between the legs pass	+ +
One-handed tuck	+
Saucer pass	(hold for more strength)
Between the legs saucer pass	+ +
One-touch dekes	
LH one-handed deke-backhand	+ , ,
RH one-handed deke-backhand	+ , ,
Vision control	
Quick plays	
Line change	(hold) + /

DEFENSE

Switch player	A / RT
Manually switch player	RT (hold) + B (flick)
Cancel switch player	RT (hold) + LB
Switch player last man back	RT (hold) + R
Poke check	RB
Body check	B
Dive/Block	LB + RB
Stick lift	X
Initiate/Accept fight	Y (double tap)
Boardplay (when near boards)	Y (hold)
Block pass	LB (hold)
Quick plays	↔
Line change	RT (hold) + B / X

FIGHTING

Grab	RT (hold)
Fake grab	RT
Overhand punch	⬆
Uppercut	⬆
Push	⬆
Pull	⬆
Block/Lean back	RT (hold)
Dodge	RT


NET BATTLES [BACK PLAYER]

Engage in Net Battle	Y (hold)
Switch sides	Y (hold) + L
Stick lift while in Net Battle	X
Tie up player's stick	X (hold)
Shove	B
Push opponent	L (hold)


NET BATTLES [FRONT PLAYER]

Engage in Net Battle	Y + L (into player)
Shrug off	B
Push opponent	L
Spin	Y

GOALIE

Pull/Replace goalie	 + View button
Manual goalie toggle	 + 
Move goalie	
Precision modifier	
Free skate	
Pass puck	 / 
Poke check	
Change camera view	View button
Cover puck	 (hold)
Butterfly	 (hold)
Hug post	 +  / 
Hug post (VH)	 +  /  + 
Dump puck	
Leave puck for teammate	
Diving poke check	 + 
Stack pad	 +  / 
Spread V	 + 
Butterfly slides	 / 
Diving save	 +  / 
Paddle down	 (hold)

GOALIE ALTERNATE CONTROLS

Pull/Replace goalie	 + View button
Manual goalie toggle	 + 
Move goalie	
Precision modifier	
Free skate	
Pass puck	 / 
Poke check	
Change camera view	View button
Cover puck	 (hold)
Butterfly	 (hold)
Hug post	 +  / 
Hug post (VH)	 +  /  + 
Dump puck	
Leave puck for teammate	
Diving poke check	 + 
Stack pad	 +  / 
Spread V	 + 
Butterfly slides	 / 
Diving save	 +  / 
Paddle down	 (hold)

SKILL STICK

This control scheme allows precision control for aiming, passing, shooting, saves, and more advanced moves. Players who know hockey and want a more true-to-life NHL challenge will excel with this setup.



OFFENSE

Skating/Shot & Pass Aim	
Hustle	
Glide	(release)
Pass	(hold for more strength)
Between the legs shot	+ +
Between the legs pass	+ +
Between the legs saucer pass	+ +
Cancel pass while holding	
Saucer pass	(hold for more strength)
Spin	
Fake shot	(release)
Deke	/
One-handed tuck	/ (hold) + +
One-touch dekes	+
LH one-handed deke-backhand	+ / /
RH one-handed deke-backhand	+ / /
Leg kick	
Backhand toe drag	+
Backhand toe drag flip	+ +
Boardplay	(hold)

OFFENSE (CONT.)

Dump puck	RB + R
Protect puck	A
Chop puck	R + R
Quick plays	↻
Line change	B, X
Strategies	B, X + ↻
Vision control	LT (hold)
Win faceoff	R

PASSING

The Skill Stick control scheme gives you the ability to control the power of your passes. Press  for an easy pass, or hold  to potentially send the puck farther across the ice. The longer you hold it, the more power behind the pass.

DEFENSE

Skate	↓
Dive/Block	LB + RB
Stick lift	A
Body check	R
Poke check	RB
Hip check	R + LB
Sweep stick	RB (hold) + R
Chop puck	R + R
Quick plays	↻
Line change	RT (hold) + B/X
Block pass	LB
Tie up player's stick	A (hold)

DEFENSE (CONT.)

Pass block + sweep stick	LB + R/R
Initiate/Accept fight (post whistle or during gameplay)	Y (double tap)
Boardplay	Y (hold)
Manual switch player	RT (hold) + R (flick)
Cancel switch player	RT (hold) + LB
Switch player last man back	RT (hold) + R
Line change	RT (hold) + B/X
Strategies	R/R or R/R
Vision control	T (hold)

FIGHTING CONTROLS

Fighting controls for the Skill Stick control scheme are identical to those of the Hybrid controls. See the previous section for the full list of how to engage other players in fights.

NET BATTLES (BACK PLAYER)

Engage in Net Battle	Y (hold)
Switch sides	Y (hold) + L
Stick lift while in Net Battle	A
Tie up player's stick	A (hold)
Shove	R (flick)
Push opponent	L (hold)

















NET BATTLES (FRONT PLAYER)

Engage in Net Battle	+ (into player)
Shrug off	(flick)
Push opponent	
Spin	

GOALIE

Move goalie	
Precision modifier	
Free skate	
Pass puck	
Poke check	
Change camera view	View button
Cover puck	(hold)
Butterfly	(hold)
Hug post	+ /
Hug post (VH)	+ / +
Dump puck	
Leave puck for teammate	
Diving poke check	+
Stack pad	+ /
Spread V	+
Butterfly slides	/
Diving save	+ /
Paddle down	(hold)
Pull/Replace goalie	+ View button
Manual goalie toggle	+

GOALIE ALTERNATE CONTROLS

Pull/Replace goalie	 + View button
Manual goalie toggle	 + 
Move goalie	
Precision modifier	
Free skate	
Pass puck	
Poke check	
Change camera view	View button
Cover puck	 (hold)
Butterfly	 (hold)
Hug post	 +  / 
Hug post (VH)	 +  /  + 
Dump puck	
Leave puck for teammate	
Diving poke check	 + 
Stack pad	 +  / 
Spread V	 + 
Butterfly slides	 / 
Diving save	 +  / 
Paddle down	 (hold)

NHL™ 94 CONTROLS

This control scheme is a throwback to the controls in the original *NHL 94*. It's a straightforward setup that uses buttons for most basic controls.

OFFENSE

Shoot	B
Pass	A
Move player	↑
Hustle	X
Initiate/Accept fight	Y (double tap)
Spin	LT
Backhand toe drag	LB + X
Backhand toe drag flip	LB + X + RB
Between the legs shot	LB + B
Between the legs pass	LB + A
Between the legs deke	LB + Y
One-handed tuck	LB + RB

DEFENSE

Checking	B
Change player	A
Move player	↑
Hustle	X
Initiate/Accept fight	Y (double tap)

NOTE: Fighting controls are the same as those for other control schemes. See the Hybrid controls list in this manual to review them.

GOALIE

Move goalie	
Precision modifier	
Free skate	
Pass puck	/
Poke check	
Change camera view	View button
Cover puck	(hold)
Butterfly	(hold)
Hug post	+ /
Hug post (VH)	+ / +
Dump puck	
Leave puck for teammate	
Diving poke check	+
Stack pad	+ /
Spread V	+
Butterfly slides	/
Diving save	+ /
Paddle down	(hold)

GOALIE ALTERNATE CONTROLS

Pull/Replace goalie	+ View button
Manual goalie toggle	+
Move goalie	
Precision modifier	
Free skate	
Pass puck	/
Poke check	
Change camera view	View button
Cover puck	(hold)
Butterfly	(hold)
Hug post	+ /
Hug post (VH)	+ / +
Dump puck	
Leave puck for teammate	
Diving poke check	+
Stack pad	+ /
Spread V	+
Butterfly slides	/
Diving save	+ /
Paddle down	(hold)

NEW TO NHL 20

NEW TO WORLD OF CHEL (WOC)

Welcome back to the World of Chel. This year, WOC has added new modes and customization options, including four new outdoor rinks: The Peak, The Canal, The Farm, and The Park.

We've also created hundreds of new gear items, such as caps, face masks, international apparel, and Iconic jerseys from some of your favorite players.

ONES ELIMINATOR

How far can you go? Try out the next evolution of the fan-favorite Ones Eliminator, a high-speed, 1v1v1 single elimination tournament of B1 users where only One emerges as champion. Earn Hockey Bag rewards, and see if you can climb the daily and overall leaderboards—and if you lose, you can easily jump back into a new match to try again!

THREES ELIMINATOR

In Threes Eliminator, enter a fast-paced, 3v3 tournament made up of 8 teams. You can either compete as an individual or alongside your club members—and, for the first time, Club teams can compete against drop-in teams! There are daily and overall leaderboards here as well, with Hockey Bags and Club rewards earned through play.

CHEL CHALLENGES

Chel Challenges assign you objectives to complete across multiple World of Chel modes. You'll earn rewards for each one you complete, as well as an ultimate prize for completing them all!

Through Chel Challenges, you can quickly navigate into the Dressing Room to try out different modes.

NEW TO FRANCHISE

STAFFING AND COACHES

This year we're adding coaches to NHL and AHL Franchises. A good coach can increase team and player morale, so it's your job to find the perfect candidate for your team. As the year goes on, you'll need to improve your coach's own morale, as well as their coaching skills with the XP you earn. Coaches will also help with hiring negotiations, assistant coaching decisions, and lineup and roster decisions.

CONVERSATIONS AND INTERVIEWS

Looking for more information about your potential hires and draft picks? Check out their Interviews to learn more about them and their likely fit with your team—as the season goes on, you can also use Interviews to learn more about your current players and coaches. Conversations is another a chance to boost morale for your players and coaches, but be careful what you promise: fulfilled promises will come with rewards, but you'll be punished for broken promises.

TRADE FINDER

The Trade Finder helps you quickly and efficiently find new offers (or multiple offers at once) to trade unneeded players and bring in new ones.

OTHER NEW FEATURES IN *NHL 20*

ONES NOW

Play Ones using your favorite NHL® stars offline with up to two of your friends at home. Don't have any friends? We got you covered, play against unique AI to keep you on your toes. You can even unlock Alumni or new rinks as you play.

GAMEPLAY UPDATES

Shooting feels smoother than ever, with even more authentic animations and a new ability to shoot in stride. Goalies have greater control over rebounds and puck covering, and their positioning is more realistic. One-Timers have also been tweaked to feel more fluid.

HOCKEY ULTIMATE TEAM (HUT) UPDATES

HUT now features Squad Battles, a single-player mode where you compete against other players' teams, or time-limited featured teams. Earn more Battle Points by playing on higher difficulty levels and earn better rewards at the end of each week.

HUT items have been given a visual refresh, complete with new card designs and sets, as well as live events throughout the year.

CLUB TEAMS AND MASCOTS

Clubs can compete against Drop-In teams in Threes Eliminators. Additionally, Clubs can now have their Club Mascot compete as a CPU player on their teams!

AUDIO AND PRESENTATION UPDATES

We've given *NHL 20* a completely updated look, and we've hired new announcers! There are also more accessibility options, such as menu narration and Speech to Text/Text to Speech.

PLAYING A GAME

GAME SCREEN




1. Score
2. Period

3. Time left in period

PAUSE MENU

Press the **View** button during a game to freeze the action and open the Pause menu. You can see the current game stats on the right side of the screen, such as goals, shots, passing percentage, and power plays.

- Resume Game** Get back onto the ice and continue your current game.
- Instant Replay** View a replay of your game. Fast-forward or rewind the match, zoom in or out, and move the camera around to get the best angle of the action.
- Settings** Customize settings for gameplay, audio, visuals, controls, and more. You can also choose to play as the other team, or toggle Goalie Mode ON/OFF depending on whether or not you want to play as the goalie.
- Quit** Leave the current game or select REMATCH to restart the game from the beginning. Either way, the current game will not save.
- Game Stats** View the Box Score section to see detailed scoring and penalty information for the current game, as well as stats for both teams' players. With the Action tracker, watch replays of the on-ice action by selecting the event you want to witness. Choose the type of action—such as goals—and the period to get started. You can also press  to filter the choices by team and/or player.
- Manage Teams** Manage your team by editing lines and setting strategies as the game progresses.
- Coach Feedback** Check on your Offense, Defense, Team Play, and Overall Performance ratings to see where your game needs improvement. In addition, your virtual Coach will also give specific suggestions concerning your behavior on the ice.

THE WORLD OF CHEL

The World of Chel is a collection of all the online progression-based modes in *NHL 20*, housing Ones and Threes Eliminators, Pro-Am, and EA SPORTS™ Hockey League. The XP and gear you attain can be used in various World of Chel modes.

EA SPORTS™ HOCKEY LEAGUE

Join a drop-in game for a quick EA SPORTS Hockey League experience. Select your favorite position, and our matchmaking system will find you the best available game. Develop chemistry with your teammates to eventually join or create a club as a group—this way, you can easily play with these friends on a regular basis. You can also unlock club-specific items via Hockey bags for your entire club to use.

Create a character to get started. Customization options will be limited at first, but you'll soon earn more as you progress. You can use your custom character across a variety of World of Chel modes.

Hone your skills, play against other clubs, and work your way up the division ladder in Online Seasons. Unlock and equip Traits to further enhance your player's Shooting, Senses, Puck Skills, and more. Two Traits can be assigned at a time, as well as one Specialty, which give your player situation-specific advantages on the ice.

Not in a Club, or are your Club members not online? Play in 3v3 or 6v6 Drop-Ins for an authentic EASHL experience!

NOTE: Friends can participate in club games without joining the club.

PRO-AM

Each Pro-Am campaign features multiple 3v3 matches against CPU teams, in which your World of Chel custom player competes against theme-based teams made up of past and present NHL stars. Pro-Am is the place to practice and improve your skills competing in an online game.

THREES ELIMINATOR

Compete in fast and fun, arcade-inspired, elimination-style tournaments of single players or clubs in 3v3 matches. Eight teams enter, but only one will be champion!

ONES ELIMINATOR

Take your Ones skills to the test. Ones Eliminators pit you against 81 users, whittling each of you down until only three remain to compete for tournament champion.

GAME MODES

Whether you want to play a quick game, challenge your Friends, or start a hockey career, you can find all of *NHL 20's* game modes in the main menu.

SAVING YOUR GAME

Game information for *NHL 20* is automatically saved to your Xbox One console. In *Be a Pro* and *Franchise* modes you may save new careers based on the one you're currently playing. Your progress in these career modes will be saved automatically at different checkpoints and upon exiting the mode.

PLAY NOW

Hit the ice for an offline match, playing solo or locally with friends. Choose the home and away teams, select your jerseys, and get ready to dominate on the ice as the team of your choice!

Before you begin, take the time to adjust your lines, strategies, and game settings. Swap players and choose your starting lineup for both offense and defense. You have control over everything, from your defensive coverage to your forward line actions, so get your gameplans ready!

PLAYER SKILLS AND STRATEGY

Keep in mind that some strategies are built for certain types of hockey players. For instance, Crash the Net for your forward line is best if your players possess a lot of physical strength. Check your lineups to see who's taking the ice, and choose strategies that put their unique skill sets to good use!

ONLINE VERSUS

Challenge other *NHL 20* players to games online. You can play Competitive or Casual matches, compete alongside and against Friends online or on the couch, or play cooperatively against the CPU. This is the place to put your skills to the test!

ONLINE AND OFFLINE SHOOTOUT MODES

A goalie and a shooter trade off defending and taking penalty shots. In a series of five rounds, users can practice this critical moment from both sides.

PLAYOFF MODE

Start a playoff and see which real-world team can make it to the top. First, choose your playoff settings, including the number of participating teams, the length of the series (such as Best of 7), and the difficulty. Next, choose teams to fill out the tournament bracket.

When the tournament begins, you can choose to play directly, let the CPU take over, or simulate games.

HOCKEY ULTIMATE TEAM (HUT)

In HUT, you will create and manage your dream team to take onto the virtual ice of HUT Competitive Seasons, Online Seasons, and HUT Champions. If you prefer solo play, try Squad Battles, HUT Challenges, or compete against the current Team of the Week—great ways to brush up on your skills and make sure you're ready to compete online or against your Friends. See if you have what it takes to win!

As you progress through HUT, you'll earn Coins to acquire new players and packs. And as you get new players for your roster, be sure to choose according to their respective strengths: *NHL 20* utilizes HUT Synergy, which grants stat boosts to players who complement each other. Make sure your players are not only stars on the ice, but also have the right Synergy to successfully work together.

You can also challenge your Friends to online matches through Play with Friends. Battle it out on the ice to see who has created the best Ultimate Team!

SQUAD BATTLES

In this new mode, players compete against other players' teams, or time-limited featured teams. The higher you are on the leaderboards and the harder the difficulty, the better rewards you'll earn!

ONLINE SEASONS

Compete in time-limited seasons in games matched to your rank and earn HUT rewards. Play well and win entry into the higher levels of competitive seasons, where you can earn even better prizes.

NHL THREES

In NHL Threes, make your way across North America and compete in the Western and Eastern Conference circuits to unlock new players, arenas, logos, and jerseys. The Threes Circuit can be played online and via local multiplayer; compete against Friends, or team up and take the Threes Circuits by storm.

ONES NOW

NHL Ones is a fast, back-to-basics mode that pits three players against each other in small, outdoor locations. Ones is hockey at its purest: in this free-for-all, no-rules gauntlet, each opponent must demonstrate their full range of offensive and defensive skills. Skate hard, aim well, and protect your goal!

FRANCHISE MODE

Lead your team to Stanley Cup[®] glory through good management and business sense behind the scenes.

Allow room in your budget for scouting prospects and rival teams, adding a whole new dimension to the GM experience. For a realistic challenge, enable Fog of War to restrict your view of the competition until you scout them directly.

Being a GM in *NHL 20* is not only about managing your team, but also making crucial decisions regarding player personnel, scouting, ticket prices, operations budgets, arena upgrades, and relocation.

As a GM, you will need to manage many aspects of your team's franchise. Hire a coaching staff that improves your team's chemistry and player morale. Use the scouting system to find perfect players for your team—and make sure you've got the right scouts to find them. You can also use Interviews and Conversations to learn more about your players and staff, or improve your team's morale (if you can keep your promises!). You'll even need to balance your stadium's budget, food, and cleanliness. All the tools to better your team and create a successful franchise are in your hands.

DRAFT CHAMPIONS

Draft Champions has you drafting a team comprised of today's NHL stars and yesterday's Icons. First, you will select one of four players offered in each round. From there, take your team to the ice to compete in Solo or Head-to-Head games. The more you win, the greater the rewards.

BE A PRO CAREER

Truly experience *NHL 20* as your own custom player. Earn Traits Points and Specialty Points during your Be A Pro Career to upgrade your Pro's skills. Navigate the Traits skill tree to enhance your XP within specific ratings, while the Specialties tree offers situational boosts during games.

Prove your worth in games, improve based on Coach Feedback, and get drafted to start your career. Your performance will shape your legacy.

SEASON MODE

Play in one of 11 different leagues for a full season. Dominate the season standings and lead your favorite team to championship glory.

PRACTICE MODE

Whatever part of your game needs improvement, *NHL 20* has you covered: Practice as a full team, free skate against a goalie, or play as a goalie yourself to fine tune your defenses. For a full review of the basics, try out each tutorial in the Training Camp.

LIMITED 90-DAY WARRANTY

NOTE: Warranty does not apply to digital download products.

ELECTRONIC ARTS LIMITED WARRANTY

Electronic Arts warrants to the original purchaser of this product that the recording medium on which the software program(s) are recorded (the "**Recording Medium**") is free from defects in materials and workmanship for a period of 90 days from the date of purchase. If the Recording Medium is found to be defective within 90 days from the date of purchase, Electronic Arts agrees to replace the Recording Medium free of charge upon receipt of the Recording Medium at its service center, postage paid, with proof of purchase. This warranty is limited to the Recording Medium containing the software program that was originally provided by Electronic Arts. This warranty shall not be applicable and shall be void if, in the judgment of Electronic Arts, the defect has arisen through abuse, mistreatment or neglect.

This limited warranty is in lieu of all other warranties, whether oral or written, express or implied, including any warranty of merchantability or fitness for a particular purpose, and no other representation of any nature shall be binding on or obligate Electronic Arts. If any such warranties are incapable of exclusion, then such warranties applicable to this product, including implied warranties of merchantability and fitness for a particular purpose, are limited to the 90-day period described above. In no event will Electronic Arts be liable for any special, incidental, or consequential damages resulting from possession, use or malfunction of this Electronic Arts product, including damage to property, and to the extent permitted by law, damages for personal injury, even if Electronic Arts has been advised of the possibility of such damages. Some states do not allow limitation as to how long an implied warranty lasts and/or exclusions or limitation of incidental or consequential damages so the above limitations and/or exclusion of liability may not apply to you. In such jurisdictions, the Electronic Arts' liability shall be limited to the fullest extent permitted by law. This warranty gives you specific rights. You may also have other rights that vary from state to state.

RETURNS WITHIN THE 90-DAY WARRANTY PERIOD

Please return the product along with (1) a copy of the original sales receipt showing the date of purchase, (2) a brief description of the difficulty you are experiencing, and (3) your name, address and phone number to the address below and Electronic Arts will mail a replacement Recording Medium to you. If the product was damaged through misuse or accident, this 90-day warranty is rendered void and you will need to follow the instructions for returns after the 90-day warranty period. We strongly recommend that you send your products using a traceable delivery method. Electronic Arts is not responsible for products not in its possession.

EA WARRANTY INFORMATION

If the defect in the Recording Medium resulted from abuse, mistreatment or neglect, or if the Recording Medium is found to be defective after 90 days from the date of purchase, choose one of the following options to receive our replacement instructions:

Online Warranty Information: <http://warrantyinfo.ea.com>

EA Warranty Mailing Address:

Electronic Arts Customer Warranty, 7700 W Parmer Lane, Building C, Austin, TX 78729-8101

NOTICE

Electronic Arts reserves the right to make improvements in the product described in this manual at anytime and without notice.

NEED HELP?

The EA Worldwide Customer Experience team is here to ensure you get the most out of your game—anytime, anywhere.

- **Online Support & Contact Info** For FAQs, help articles, and to contact us, please visit help.ea.com.
- **Twitter & Facebook Support** Need a quick tip? Reach out on Twitter to @EAHelp or post on facebook.com/EAHelpHub/