

XBOX ONE



NHL[®] 19



WARNING Before playing this game, read the Xbox One system, and accessory manuals for important safety and health information. www.xbox.com/support.

Important Health Warning: Photosensitive Seizures

A very small percentage of people may experience a seizure when exposed to certain visual images, including flashing lights or patterns that may appear in video games. Even people with no history of seizures or epilepsy may have an undiagnosed condition that can cause “photosensitive epileptic seizures” while watching video games. Symptoms can include light-headedness, altered vision, eye or face twitching, jerking or shaking of arms or legs, disorientation, confusion, momentary loss of awareness, and loss of consciousness or convulsions that can lead to injury from falling down or striking nearby objects.

Immediately stop playing and consult a doctor if you experience any of these symptoms. Parents, watch for or ask children about these symptoms—children and teenagers are more likely to experience these seizures. The risk may be reduced by being farther from the screen; using a smaller screen; playing in a well-lit room, and not playing when drowsy or fatigued. If you or any relatives have a history of seizures or epilepsy, consult a doctor before playing.

CONTENTS

GETTING ONTO THE ICE	3	GAME MODES	19
COMPLETE CONTROLS	4	LIMITED 90-DAY WARRANTY	23
NEW TO <i>NHL 19</i>	14	NEED HELP?	24
PLAYING A GAME	17		

GETTING ONTO THE ICE

Get ready to experience the energy of real-world NHL hockey in *NHL® 19*! The first time you launch the game, you'll have four gameplay styles to choose from:

- I am new to sports gaming.** Learn the ropes on Rookie difficulty with simplified Hybrid controls, Control Hints, and On-Ice visualizations tailored for new users.
- I have not played recently.** This setting defaults to Skill Stick controls while also raising the game difficulty to Semi-Pro.
- I am experienced.** Show off your Skill Stick expertise on Pro difficulty.
- I am an expert.** Expect All-Star difficulty to give you a serious challenge. This option is great for seasoned players who want a realistic hockey experience.

NOTE: You can adjust gameplay settings at any time from the main menu—just go to **SETTINGS**. There, each control, difficulty, game style, and hint option can be tweaked to suit your needs.

Once you've made your choice, the game presents five options: Training Camp, What's New, Stanley Cup® Game, Free Skate, and Main Menu. Upon choosing Main Menu, you'll be asked to pick your favorite team.

COMPLETE CONTROLS

















HYBRID

This is one of the simplest control schemes, using simple button presses to command the action on the ice. It's great for beginners.









OFFENSE

Skating/Shot & Pass Aim	L
Pass	A
Slap shot	B
Wrist shot	X
Cancel shot	LB (hold)
Backhand toe drag	R + R
Backhand toe drag flip	R + R + RB
Between the legs shot	LB + R + R
Between the legs pass	LB + R + A
One-handed tuck	LB + RB
Saucer pass	RB
Between the legs saucer pass	LB + R + RB
One-touch dekes	LB
LH one-handed deke—backhand	LB + R, R, R
RH one-handed deke—backhand	LB + R, R, R
Vision control	LJ

DEFENSE

Switch player	 / 
Manually switch player	 (hold) +  (flick)
Cancel switch player	 (hold) + 
Switch player last man back	 (hold) + 
Poke check	
Body check	
Dive/Block	 + 
Stick lift	
Initiate/Accept fight	 (double tap)
Boardplay (when near boards)	 (hold)
Block pass	 (hold)

FIGHTING

Grab	 (hold)
Fake grab	
Overhand punch	
Uppercut	
Push	
Pull	
Block/Lean back	 (hold)
Dodge	

NET BATTLES (BACK PLAYER)

Engage in Net Battle	Y (hold)
Switch sides	Y (hold) + L
Stick lift while in Net Battle	X
Tie up player's stick	X (hold)
Shove	B
Push opponent	L (hold)

NET BATTLES (FRONT PLAYER)

Engage in Net Battle	R + L (into player)
Shrug off	B
Push opponent	L
Spin	R

GOALIE

Pull/Replace goalie	U + View button
Manual goalie toggle	LB + A
Move goalie	↓
Precision modifier	U
Free skate	A
Pass puck	W / A
Poke check	⌘
Change camera view	View button
Cover puck	Y
Butterfly	W (hold)
Hug post	LB + ⌘ / ⌘
Hug post (VH)	LB + ⌘ / ⌘ + W
Dump puck	⌘
Diving poke check	X + ⌘
Stack pad	B + ⌘ / ⌘
Spread V	X + ⌘
Butterfly slides	⌘ / ⌘
Diving save	X + ⌘ / ⌘
Leave puck for teammate	U
Paddle down	⌘ (hold)

SKILL STICK

This control scheme allows precision control for aiming, passing, shooting, saves, and more advanced moves. Players who know hockey and want a more true-to-life NHL challenge will excel with this setup.

OFFENSE

Skating/Shot & Pass Aim	
Hustle	
Glide	(release)
Pass	(hold for more strength)
Between the legs shot	+ +
Between the legs pass	+ +
Between the legs saucer pass	+ +
Cancel pass while holding	
Saucer pass	
Spin	
Fake shot	(release)
Deke	/
One-handed tuck	/ (hold) + +
One-touch dekes	+
LH one-handed deke—backhand	+ / /
RH one-handed deke—backhand	+ / /
Leg kick	
Backhand toe drag	+
Backhand toe drag flip	+ +
Boardplay	(hold)

OFFENSE (CONT.)

Dump puck	RB +
Protect puck	A
Chop puck	+ R
Quick plays	
Line change	B, X
Vision control	U (hold)
Win faceoff	R











PASSING

The Skill Stick control scheme gives you the ability to control the power of your passes. Press for an easy pass, or hold to potentially send the puck farther across the ice. The longer you hold it, the more power behind the pass.

DEFENSE

Skate	L
Dive/Block	LB + RB
Stick lift	A
Body check	R
Poke check	RB
Hip check	+ LB
Sweep stick	RB (hold) + R
Chop puck	+ R
Block pass	LB
Tie up player's stick	A (hold)
Pass block + sweep stick	LB + (R/R)
Initiate/Accept fight (post whistle or during gameplay)	Y (double tap)
Boardplay	Y (hold)








DEFENSE (CONT.)

Switch player	
Manual switch player	 (hold) +  (flick)
Cancel switch player	 (hold) + 
Switch player last man back	 (hold) + 
Line change	 , 
Vision control	 (hold)


FIGHTING CONTROLS

Fighting controls for the Skill Stick control scheme are identical to those of the Hybrid controls. See the previous section for the full list of how to engage other players in fights.

NET BATTLES (BACK PLAYER)

Engage in Net Battle	 (hold)
Switch sides	 (hold) + 
Stick lift while in Net Battle	
Tie up player's stick	 (hold)
Shove	 (flick)
Push opponent	 (hold)

NET BATTLES (FRONT PLAYER)

Engage in Net Battle	 +  (into player)
Shrug off	 (flick)
Push opponent	
Spin	

GOALIE

Move goalie	
Precision modifier	
Free skate	
Pass puck	
Poke check	
Change camera view	View button
Cover puck	
Butterfly	(hold)
Hug post	+
Hug post (VH)	+ +
Dump puck	
Diving poke check	+
Stack pad	+
Spread V	+
Butterfly slides	
Diving save	+
Paddle down	(hold)
Leave puck for teammate	
Pull/Replace goalie	+ View button
Manual goalie toggle	+

NHL™ 94 CONTROLS

This control scheme is a throwback to the controls in the original *NHL 94*. It's a straightforward setup that uses buttons for most basic controls.

OFFENSE

Shoot	B
Pass	A
Move player	↓
Hustle	X
Initiate/Accept fight	Y (double tap)
Spin	LT
Backhand toe drag	LB + X
Backhand toe drag flip	LB + X + RB
Between the legs shot	LB + B
Between the legs pass	LB + A
Between the legs deke	LB + Y
One-handed tuck	LB + RB

DEFENSE

Checking	B
Change player	A
Move player	↓
Hustle	X
Initiate/Accept fight	Y (double tap)

NOTE: Fighting controls are the same as those for other control schemes. See the Hybrid controls list in this manual to review them.

GOALIE

Move goalie	
Precision modifier	
Free skate	
Pass puck	/
Poke check	
Change camera view	View button
Cover puck	
Butterfly	(hold)
Hug post	+ /
Hug post (VH)	+ / +
Dump puck	
Leave puck for teammate	
Diving poke check	+
Stack pad	+ /
Spread V	+
Butterfly slides	/
Diving save	+ /
Paddle down	(down)

NEW TO NHL 19

THE WORLD OF CHEL

The World of CHEL collects all of the online progression-based modes in *NHL 19*, housing fan favorites like Threes and EA SPORTS™ Hockey League, along with two that are brand new to the franchise: Ones and Pro-Am. The XP and gear you win can be used in various World of CHEL modes.

Whether you're a fresh-faced newcomer or a hardened NHL veteran, The World of CHEL offers a wide variety of challenges, rewards, and authentic gameplay the series is known for.

Ones

NHL Ones is a fast, back-to-basics mode that pits three players against each other in small, outdoor locations. Ones is hockey at its purest: in this free-for-all, no-rules gauntlet, each opponent must demonstrate their full range of offensive and defensive skills. Skate hard, aim well, and protect your goal.

Ones offers daily online tournaments in brand-new outdoor venues. Rack up wins to move up tiers, climb the leaderboards, and earn better rewards; whoever has the best record at the end of a series will be named Champion and awarded precious XP and Hockey Bags.

Drop-In Threes

This year, find Drop-in Threes in the new World of CHEL hub. Compete in fast, fun, arcade-inspired 3v3 matches online using your EASHL star.

Pro-Am

Pro-Am features four offline campaigns: West All-Stars vs. East All-Stars, North American All-stars vs. World All-Stars, Generational Alumni Teams, and Historic Alumni Teams.

Each campaign features 10 3v3 matches, in which your World of CHEL custom player will compete against theme-based teams made up of past and present NHL stars.

EA SPORTS™ HOCKEY LEAGUE

Join a Drop-in game for a quick EA SPORTS Hockey League experience, now located within the World of CHEL. Simply create a character and choose a position, and then our matchmaking system will find the best available game. Once it's over, stay in the roll-over locker room to play with your team again, and maybe even create a club as a group so you can all play again later.

This year, take your custom EASHL player to the next level with our new progression system: unlock Traits and assign a Specialty to create the ultimate hockey star.

PROGRESSION SYSTEM

In *NHL 19*, we want you to become truly invested in the personalization and growth of your custom player. This year, handpick Traits and Specialties to refine your playstyle.

Traits offer rating changes that help the player boost a chosen skill, such as increasing your wrist shot at the cost of having a weaker slap shot, while Specialties offer situational advantages during a match. Earn Traits and Specialties by leveling-up your player, and be sure to strategize with your teammates to deploy a balanced team on the ice.

Gain XP and learn new skills to improve your performance, and acquire new accessories and gear to make your player stand out.

FRANCHISE MODE SCOUTING

The GM experience in *NHL 19* has never been closer to the real thing. This year we've added significant depth to the scouting process, letting GMs hire and fire Scouts.

Choose up to 20 Scouts (Amateur or Pro) based on their ability to judge the performance of a prospect; consider which aspects of a player's skillset they're best at identifying, be it Shooting, Puck Skills, or Reflexes. Scouting Efficiency affects how long a Scout needs to generate a report on a player, while Scouting Discovery determines how well they can weed out the Busts and unearth Hidden Gems.

Pro Scouting offers an exclusive look at the lines and attributes of rival NHL teams, allowing you to make more educated trades and targeted signings. For an added dose of realism and challenge, turn on the "Fog of War" option: this will mask player ratings, attributes and other information until you've put the time and resources into scouting them. This handicap greatly affects the trading, contract negotiation, and player evaluation processes.

Remember: time is money. Sending Scouts on assignment will inevitably pay off, but it always comes at a cost to your franchise resources.

LEGENDS AND ALUMNI

This year's game is packed with over 200 NHL icons from across the history of the sport. Play with or against the greatest players of all time.

Usable in both single player and multiplayer modes, Hero Teams offer fantasy matchups for diehard hockey fans: past and present collide when yesterday's legends team up with the superstars of today.

NEW HUT FEATURES

Loan Players

Loan Players give players a chance to try out new players for a limited time, offering temporary boosts from higher rated players on loan in your lineup.

Objectives and Milestones

Daily Objectives give players something fresh to try every day, such as "Score 5 Goals" or "Complete 5 HUT Challenges." Progression Objectives provide steady goals to hit, while time-limited Event Objectives give more rewards for completing specific events.

Milestones track your lifetime activity in Hockey Ultimate Team, providing long-term goals and rewards as you progress through the game.



MORE NEW FEATURES AND IMPROVEMENTS

Skating, Physics, and AI

With the inclusion of RPM Tech (Real Player Motion), you'll feel a stronger connection to the weight and momentum of your onscreen skater. Starts and hard stops, as well as the transfer of weight when sprinting down the ice, now feel more true to life. Improved collision physics have enhanced the realism of stumbles, hits, and clashes.

Goalie AI is better now, too, allowing them to make much smarter split-second decisions regarding how they track players. Improvements have also been made to post play, and you will see goalies using reverse VH and butterfly leans to take away sharp angles more effectively.

Manual Switching

Advancements to switch player logic will help you maintain control of the best player on the ice. Simply hold  and flick towards the player of your choice with .

Lifestyle Gear

NHL 19 delivers unprecedented customization options, offering more than 900 ways to outfit your World of CHEL superstar. For the first time in the franchise, collect lifestyle gear like hoodies, jackets, parkas, knits, and more to make your player stand out from the crowd.


PLAYING A GAME

GAME SCREEN



PAUSE MENU

Press the **MENU** button during a game to freeze the action and open up the Pause menu. You can see the current game stats on the right side of the screen, such as goals, shots, passing percentage, and power plays.

- Resume Game** Get back onto the ice and continue your current game.
- Instant Replay** View a replay of your game. Fast-forward or rewind the match, zoom in or out, and move the camera around to get the best angles on all of the action.
- Settings** Customize settings for gameplay, audio, visuals, controls, and more. You can also choose to play as the other team, or toggle Goalie Mode ON/OFF depending on whether or not you want to play as the goalie.
- Quit** Leave the current game or select REMATCH to restart the game from the beginning. Either way, the current game will not save.
- Game Stats** View the Box Score section to see detailed scoring and penalty information for the current game, as well as stats for both teams' players. With the Action tracker, watch replays of the on-ice action by selecting the event you want to witness. Choose the type of action—such as goals—and the period to get started. You can also press  to filter the choices by team and/or player.
- Manage Teams** Manage your team by editing lines and setting strategies as the game progresses.
- Coach Feedback** Check on your Offense, Defense, Team Play, and Overall Performance ratings to see where your game needs improvement. In addition, your virtual Coach will also give specific suggestions concerning your behavior on the ice.

GAME MODES

Whether you want to play a quick game, compete against friends, or start a hockey career, you can find all of *NHL 19*'s game modes in the main menu.

SAVING YOUR GAME

Game information for *NHL 19* is automatically saved to your Xbox One console. Be a Pro and Franchise modes allow you to save new careers based on the one you're currently playing. Your progress in these career modes will be saved automatically at different checkpoints and upon exiting the mode.

PLAY NOW

Hit the ice in an offline match, either solo or locally with friends. Choose the home and away teams, select jerseys, and get ready to dominate on the ice as the team of your choice.

Before you begin, take time to adjust your lines, strategies, and game settings. Swap players at will and choose your starting lineup for both offense and defense. When it comes to strategy, you have control over everything from your defensive coverage to how your forward line will act.

PLAYER SKILLS AND STRATEGY

Keep in mind that some strategies are built for certain types of hockey players. For instance, Crash the Net for your forward line is best if your players possess a lot of physical strength. Check your lineups to see who's taking the ice, and choose strategies that put their unique skill sets to good use!

ONLINE VERSUS

Challenge other *NHL 19* players to games online. You can play Ranked or Casual matches, compete alongside and against friends online or on the couch, or play co-operatively against the CPU. This is the place to put your skills to the test!

ONLINE AND OFFLINE SHOOTOUT MODES

A goalie and a shooter trade off defending and taking penalty shots. In a series of five rounds, users can practice this critical moment from both sides.

PLAYOFF MODE

Start a playoff and see which real-world team can make it to the top. First, choose your playoff settings, including the number of participating teams, the length of the series (such as Best of 7), and the difficulty. Next, choose teams to fill out the tournament bracket.

When the tournament begins, you can choose to play games, let the CPU take over, or simulate games.

HOCKEY ULTIMATE TEAM (HUT)

Create and manage your dream team, and then take it onto the virtual ice in HUT Competitive Seasons, Online Seasons, and HUT Champions. If you prefer solo play, try HUT Challenges or compete against the current Team of the Week—two great ways to brush up on your skills and make sure you're ready to compete online or against your friends. See if you have what it takes to win!

As you progress through HUT, you'll earn Coins to acquire new players and packs. And as you get new players for your roster, be sure to choose according to their respective strengths: *NHL 19* utilizes HUT Synergy, which grants stat boosts to players who complement each other. Make sure your players are not only stars on the ice, but also have the right Synergy to successfully work together.

You can also challenge your friends to online matches through Play with Friends. Battle it out on the ice to see who has created the best Ultimate Team!

FRANCHISE MODE

In *NHL 19*, allow room in your budget for scouting prospects and rival teams, adding a whole new dimension to the GM experience. For an additional challenge, enable Fog of War to restrict your view of the competition until you scout them directly.

Being a GM in *NHL 19* is about not only managing your team, but also making crucial decisions regarding player personnel, scouting, ticket prices, operations budgets, arena upgrades, and relocation.

If fans tire of your venue's hot dogs and sodas, expand your concession menu to add variety. Or, if your team's owner wants a boost in overall revenue, try offering a wider selection of merchandise in your team store. Being a GM is all about managing these demands within a budget. Every detail matters—even making sure the bathroom stays squeaky clean.

Lead your team to Stanley Cup glory through good management and business sense behind the scenes.

DRAFT CHAMPIONS

Draft Champions has you drafting a team comprised of today's NHL stars and yesterday's legends. First, you will select one of four players offered in each round. From there, take your team to the ice to compete in Solo or Head-to-Head games. The more you win, the greater the rewards.

EA SPORTS™ HOCKEY LEAGUE

Join a Drop-in game for a quick EA SPORTS Hockey League experience, now located within the World of CHEL. Select your favorite position and our improved matchmaking system will find the best available game. Develop chemistry with your teammates to eventually join or create a club as a group—this way, you can more easily play with these friends on a regular basis.

Simply create a character to get started. Customization options will be limited at first, but you'll soon earn more as you progress. You can even use this custom character across a variety of World of CHEL modes.

Hone your skills, play against other clubs, and work your way up the division ladder in Online Seasons. This year, unlock and equip Traits to further enhance your player's Shooting, Senses, Puck Skills, and more. In addition, assign up to three Specialties to give your player situation-specific advantages on the ice; however, only one can be chosen when playing online.

NOTE: Friends can participate in club games without joining the club.

NHL THREES

In NHL Threes Campaign 2.0, make your way across North America and compete in the Western and Eastern Conference circuits to unlock new players, arenas, logos, and jerseys. The Threes Circuit can even be played online and via local multiplayer; compete against friends, or team up and take the Threes Circuits by storm.

BE A PRO CAREER

Truly experience *NHL 19* as your own custom player. Earn Traits Points and Specialty Points during your Be A Pro Career to upgrade your Pro's skills. Navigate the Traits skill tree to enhance your XP within specific ratings, while the Specialties tree offers situational boosts during games.

Prove your worth in games, improve based on Coach Feedback, and get drafted to start your career. Your performance will shape your legacy.

SEASON MODE

Play in one of 11 different leagues for a full season. Dominate the season standings and lead your favorite team to championship glory.

PRACTICE MODE

Whatever part of your game needs improvement, *NHL 19* has you covered: Practice as a full team, free skate against a goalie, or play as a goalie yourself to fine tune your defenses. For a full review of the basics, try out each tutorial in the Training Camp.

LIMITED 90-DAY WARRANTY

NOTE: Warranty does not apply to digital download products.

Electronic Arts Limited Warranty

Electronic Arts warrants to the original purchaser of this product that the recording medium on which the software program(s) are recorded (the "**Recording Medium**") is free from defects in materials and workmanship for a period of 90 days from the date of purchase. If the Recording Medium is found to be defective within 90 days from the date of purchase, Electronic Arts agrees to replace the Recording Medium free of charge upon receipt of the Recording Medium at its service center, postage paid, with proof of purchase. This warranty is limited to the Recording Medium containing the software program that was originally provided by Electronic Arts. This warranty shall not be applicable and shall be void if, in the judgment of Electronic Arts, the defect has arisen through abuse, mistreatment or neglect.

This limited warranty is in lieu of all other warranties, whether oral or written, express or implied, including any warranty of merchantability or fitness for a particular purpose, and no other representation of any nature shall be binding on or obligate Electronic Arts. If any such warranties are incapable of exclusion, then such warranties applicable to this product, including implied warranties of merchantability and fitness for a particular purpose, are limited to the 90-day period described above. In no event will Electronic Arts be liable for any special, incidental, or consequential damages resulting from possession, use or malfunction of this Electronic Arts product, including damage to property, and to the extent permitted by law, damages for personal injury, even if Electronic Arts has been advised of the possibility of such damages. Some states do not allow limitation as to how long an implied warranty lasts and/or exclusions or limitation of incidental or consequential damages so the above limitations and/or exclusion of liability may not apply to you. In such jurisdictions, the Electronic Arts' liability shall be limited to the fullest extent permitted by law. This warranty gives you specific rights. You may also have other rights that vary from state to state.

Returns Within the 90-Day Warranty Period

Please return the product along with (1) a copy of the original sales receipt showing the date of purchase, (2) a brief description of the difficulty you are experiencing, and (3) your name, address and phone number to the address below and Electronic Arts will mail a replacement Recording Medium to you. If the product was damaged through misuse or accident, this 90-day warranty is rendered void and you will need to follow the instructions for returns after the 90-day warranty period. We strongly recommend that you send your products using a traceable delivery method. Electronic Arts is not responsible for products not in its possession.

EA Warranty Information

If the defect in the Recording Medium resulted from abuse, mistreatment or neglect, or if the Recording Medium is found to be defective after 90 days from the date of purchase, choose one of the following options to receive our replacement instructions:

Online Warranty Information: <http://warrantyinfo.ea.com>

EA Warranty Mailing Address:

Electronic Arts Customer Warranty, 7700 W Parmer Lane, Building C, Austin, TX 78729-8101

Notice

Electronic Arts reserves the right to make improvements in the product described in this manual at anytime and without notice.

NEED HELP?

The EA Worldwide Customer Experience team is here to ensure you get the most out of your game—anytime, anywhere.

- **Online Support & Contact Info** For FAQs, help articles, and to contact us, please visit help.ea.com.
- **Twitter & Facebook Support** Need a quick tip? Reach out on Twitter to @EAHelp or post on facebook.com/EAHelpHub/