

XBOX ONE

NFS

Heat





WARNING Some people may experience a seizure when exposed to flashing lights or patterns in video games. (xbox.com/xboxone/healthandsafety)

CONTENTS

CAN YOU TAKE THE HEAT?	3	EVENTS	14
CONTROLS	4	MAP	16
GAME SCREEN	6	COPS	18
GAME MENUS	7	CREWS	20
STORY	7	COLLECTIBLES AND ACTIVITIES	22
DAY / NIGHT	9	LIMITED 90-DAY WARRANTY	24
GARAGE	11	NEED HELP?	25
















CAN YOU TAKE THE HEAT?

Palm City, a racer's paradise, attracting the best drivers to race in high-speed competitions for a chance to join the exclusive League. Out to destroy this racing haven is a rogue police task force, taking down anyone who gets in their way. Hustle by day, earn your reputation by night, and maybe you can rule the streets in *Need for Speed™ Heat*.

















CONTROLS

There are two ways to drive: Auto and Manual. Below are the controls for each mode based on their default presets.

AUTO GEARBOX CONTROL

Nitrous	
Handbrake	
Change camera view	
Action	
Brake	
Accelerate	
Photo mode	 (hold)
Phone app	
Campaign objectives	
Skip track	
Menu	MENU button
Map	VIEW button
Steering	
Rotate camera	
Change car (at event)	
Horn	
Take snapshot	

MANUAL GEARBOX CONTROL

Nitrous	
Gear down	
Handbrake	
Gear up	
Action	
Brake	
Accelerate	
Photo mode	 (hold)
Phone app	
Campaign objectives	
Skip track	
Menu	MENU button
Map	VIEW button
Steering	
Rotate camera	
Change car (at event)	
Horn	
Take snapshot	

DIFFICULTY

Choose between three difficulty settings: Easy, Medium, and Hard. Lower difficulties make opponents easier and reduce score targets in races and trials. Feel free to adjust your difficulty setting at any point in the game.

GAME SCREEN

GAME SCREEN – DRIVING



HEALTH

Hitting cars, smashing into obstacles, or rolling over damages your car. When your car's health reaches 0, you're Wrecked, which means a trip to the Garage—but getting Wrecked while being pursued means you're Busted, costing you Bank and your HEAT Multiplier.

Drive through any Gas Station to restore your health to full.

NOTE: You have unlimited chances to restore your health during the Day, but you can only perform this function three times each Night. If you're approaching your nightly limit, it might be time to return to the Garage.

GAME MENUS

MAIN MENU

Press the **MENU** button to enter the Main Menu.

Play	Return to the game or lobby, adjust your online and general settings, set up a party, or search for players.
Garage	Make quick adjustments to your car with Performance, or fast travel back to your Garage.
Social	Check on your Crew and Crew Trials, or look in on your Challenges or Snapshots.
Progression	See your Collectibles and Activities Progression within Palm City's Districts or explore the Codex for gameplay tips.

STORY

The Speedhunters Showdown is in full force on the streets of Palm City, gathering drivers and car zealots from all over. Taking advantage of this influx of racing talent, an elite club of racers called the League is holding tryouts for those wanting a shot at racing glory. But standing in their way, and yours, is the city's High-Speed Task Force, a rogue unit who operate by their own rules. Can you make it into the League without getting caught in the Task Force's snare?

YOUR CREW

LUCAS RIVERA

A renowned former street racer, Lucas is determined to stay on the right side of the law. Though he passes up the driver's seat, he now works as a mechanic for the racers of Palm City, and happily offers his garage as a hangout for those new to the area. Seemingly laid-back, Lucas is fiercely loyal and would do anything to protect his family, including his younger sister, Ana.

ANA RIVERA

Reckless and determined, Ana strikes a dramatic contrast to her brother, Lucas. Never happier than when she's hitting the streets with her crew and beating the competition, she's a passionate racer who refuses to let anyone stand in the way of her dreams, especially the cops.

PALM CITY POLICE

LT. FRANK MERCER

Head of Palm City's newly formed High-Speed Task Force, Frank Mercer is a charismatic and commanding figure who presents a trustworthy face to the public. But after dark, he encourages the officers under his charge to break the law and exploit the city's street racing problem for his own gain.

DANNY SHAW


Mercer's loyal lackey, Shaw happily takes bribes from those with the cash, and torments any racers who resist. His desire to gain Mercer's approval is so strong that he blindly carries out Mercer's bidding, engaging in illegal actions with no fear of punishment.

EVA TORRES

One of the Task Force's senior officers, Torres is a much needed cool head in Mercer's inner circle. Determined to keep their nefarious dealings under wraps, Torres works from the sidelines to lead her force away from exposure, and to ensure her own survival.

DAY / NIGHT

Compete in the Day, make your name at Night. In *Need for Speed Heat*, the time of day changes your access to different events—and what you risk.

When you exit the Garage, you choose to enter Day or Night. You can switch from Day to Night by pressing  from the Map menu, but you can only change from Night to Day at a Garage.

DAY

During the Day, enter Speedhunters Showdown Events to win Bank, or explore Palm City at ease.

NOTE: While there are cops on patrol in the Day, they'll leave you alone—unless you give them a reason to target you. You won't earn any REP or Bank from cop chases during the Day, so it's better to avoid them.

BANK

Events available during the Day give you Bank, the currency you need to buy new cars, car parts, customization options, and more. But remember, it doesn't matter how much Bank you have if you don't have the REP to buy it.

NIGHT

With cops on the prowl, race in illicit events to earn HEAT and increase your REP. Resisting the police increases your HEAT and earns you higher REP—unless you get caught.

To end the Night, you need to safely enter a Garage. Night also ends if you're Busted.

REP

In Palm City, your reputation is everything. You can have all the Bank in the world, but you can't buy higher ranked cars or parts, or access certain races, unless you have the required REP level.

You earn HEAT throughout the Night, as well as a HEAT Multiplier. Returning to the Garage to end the Night converts that HEAT to REP points; after earning a set amount, you increase your REP level. Leveling your REP also unlocks new items to buy, races to compete in, and rewards you with cars, parts, and more.

HEAT AND HEAT MULTIPLIER

Causing mayhem increases your HEAT. When you head back to the Garage, the REP earned during the night combined with your HEAT Multiplier increases your total REP—but with higher HEAT comes more cops on the prowl, as well as more intense police vehicles. While you have HEAT, you cannot Fast Travel. The max HEAT Multiplier you can earn is 5x.

If the HEAT gets too much, then stop by a Garage to safely end your night. This gives you your earned REP (plus the additional REP from your HEAT Multiplier), and resets your HEAT and HEAT Multiplier to zero.

Remember, getting Busted by the cops resets your HEAT Multiplier and takes some of your Bank. Keep this in mind when choosing to increase your HEAT Multiplier, or safely banking your HEAT.

NOTE: In the Day, you only accrue HEAT while engaged in a cop chase; after the chase ends, your HEAT immediately resets to zero and you earn nothing.

GARAGE

The Garage, a racer's second home. Head to the Garage for car maintenance, Racer Challenges, or to check on your Crew.

Garages serve as your safe house. If you want to keep your REP and end the Night completely, stop by any Garage. If your car is Wrecked (meaning it loses all its health), you'll be sent to a Garage. If you're Wrecked by the cops, you'll be Busted first.

MY RIDE

While a good racer needs keen driving skills, they're nothing without a well-maintained car. Every car has a Performance Rating determined by the base model and its parts; increase your Performance Rating to open new races and rival more difficult opponents.

HANDLING PROFILE

Each car has its specialty. Refer to your car's Handling Compass to see where in the four possible categories it falls: Race, Road, Offroad, and Drift. You can modify the compass further by installing new Tires, Suspensions, or Differentials. Keep your car's Handling Profile in mind when choosing a car for an Event—you don't want to take a Drift car out for a Race Event.

PERFORMANCE

A car is only as good as the parts that make it. Buy and modify your car's parts to increase its Performance Rating or modify its Handling Profile. Every part falls into one of four categories: Engine, Chassis, Drivetrain, and Auxiliary. You can also swap out your engine for a higher model by pressing **Y**.

Parts are rated by quality (Stock, Sport, Pro, Super, Elite, and Ultimate). As you raise your REP, you'll unlock higher quality parts—at the cost of more Bank.

Additional parts are unlocked from story missions, completing Collections, and more. Check your Inventory to see what you already have before buying more parts.

NOTE: You can make quick Performance adjustments on the fly through the Garage section of the Main Menu. You won't be able to buy new parts, but you can work with the parts you already have.


CUSTOMIZATION

Performance is important, but if you want to impress other racers, take the time to give your car some style. In the Body menu, you can replace body parts, tint your windows, color your rims, and more. In Paint & Wrap, give your car a new coat of paint or add some decals. In Effects, you can customize your nitrous color, tire smoke, underglow, air suspension, and horn. You can also adjust your Stance and Exhaust Sound.

If you like what you've made, upload your completed car designs for others to download in Paint & Wrap.


NOTE: Body car parts and Effects cost you Bank, but Paint & Wrap, Stance, and Exhaust Sound can be adjusted for free. Some sections in the Body menu (such as window tinting and rim coloring) are also free. No matter how little Bank you have, you can always afford to give your car some flair.

CHARACTER

Your cars may be your pride and joy, but don't neglect yourself. In the Character menu, you can Customize your hair, outfit, shoes, etc., or use your excess Bank to purchase more options. Hair color can be changed by pressing .

Want a new character? Use Pick Character to choose from a variety of racers at any point in the game.


SHOWCASE

Nothing makes better decoration in a Garage than some beautiful cars. Press  to display your own cars, or the cars of your Crew. Up to seven cars can be displayed at a time.

RACER CHALLENGES

In need of some Bank or REP? Racer Challenges have you covered. There are two types of challenges: Day and Night. Each challenge has three tasks (such as "Jump 25m" or "Escape a cop chase at night"); you earn some Bank and REP for completing a single task, but completing all three awards the most Bank for your buck.

EVENTS

NOTE: Some cars are better suited for different Events, so check your car's Handling Profile before starting. Ideally, you should have a few cars specifically built for each Event type. Hold  to switch out your car before starting an Event.

GAME SCREEN - EVENTS



PERFORMANCE RATING

Every car has a Performance Rating ranging from 100 to 400+. Some races require a minimum Performance Rating to enter, others just have a recommended Rating. Head to the Garage to upgrade your car's Engine, Drivetrain, and Chassis to increase its Performance Rating.

SPEEDHUNTERS SHOWDOWN EVENTS

Available during the Day, compete in Speedhunters Showdown Events to win Bank. These sanctioned events have clear roads and defined boundaries, so there's nothing to distract you from the road ahead.

NIGHT EVENTS

Only available at Night, drive these events to win REP. Remember, these are not sanctioned events, so you'll need to dodge traffic, avoid road hazards, and escape the cops to come out on top.

HIGH HEAT EVENTS

Only available at certain REP and HEAT levels, High HEAT Events are amplified, high-stress events. Your AI competitors have better cars, and the cops will interfere with the race. The risk is high, but the reward is greater!

EVENT TYPES

Sprint Race

Compete against other racers along a single stretch of road. Whoever gets to the end first, wins.

Circuit Race

Reach the finish line first in a lap-based race.

Off Road Race

You won't see much asphalt in these races as you master curves, jumps, and obstacles.

TRIALS

Drift Trial

Perform drifts along a designated route to earn the highest possible score.

Time Trial

Hone your skills and earn the fastest possible time on a fixed route.

OTHER

Cop Chase

Outmaneuver or take down the cops before you end up Busted or Wrecked!

Activities

Complete Activities on the roads of Palm City for bonus rewards. There are three types of Activities: Drift Zones, Speed Traps, and Long Jumps.

MAP

MAP SCREEN



MAP ICONS

Highlight an icon to view its description. Once you've decided where to go, press **A** to set a route to that point. Fast travel to a Garage by highlighting it and pressing **Y**.

Press **LB/RB** to filter through the map icons, divided into All, Events, Activities, Locations, and Collectibles.

MINI-MAP

The HUD includes a GPS-rendered Mini-Map on the lower left corner of the screen. The Mini-Map shows nearby rivals, current routes, cops, Activities, and Collectibles.

FAST TRAVEL

If you don't want to drive all the way across town, you can Fast Travel to any previously visited Garage using your Map, or Fast Travel to the main Garage through the Main Menu.

GAS STATIONS

If you need to repair your car on the road (or while being pursued), pass through a Gas Station to instantly refill your health. Remember: you're limited to three total Gas Station health refills per night.

DEALERSHIPS

Looking for a new ride? Head to a Dealership to purchase new vehicles with your Bank. To unlock cars for purchase, you must complete story missions or earn the proper REP level.

COPS

The Palm City Task Force has increased police presence on the streets. Cops in the Day only go after you if you hit them, but the cops at Night are on the lookout for cars to target and bribes to collect. Use your Map and Mini-Map to keep an eye on nearby cops—and if they turn their sights on you, get ready for a chase.

There are five types of Cop vehicles: Patroller, Normal, Elite, Rhino, and Helicopter. As your HEAT increases, more powerful vehicles appear to try to stop you.

Patroller	Less equipped patrol units.
Normal	Standard cop vehicles.
Elite	Faster, tougher adversaries that appear at higher HEAT levels.
Rhino	Powerful vehicles that inflict heavy damage. They will attempt to stop you in your tracks with head-on collisions.
Helicopter	While under a helicopter's light, you remain in sight, making escape difficult. Helicopters have limited fuel and will eventually return to base.

ROAMING COPS

Day and Night, you can find Palm City police officers patrolling the streets. They'll ignore you in the Day (unless you give them a reason to chase you), but if you have any HEAT at Night, they'll immediately start a chase. Their vehicles are marked on your Map and Mini-Map with red icons; keep an eye on them to avoid any trouble.

COP CHASE

When the cops start a pursuit, they will try to slam you into walls, force you off the road, or pin you to prevent you from moving. If you damage or destroy a cop car during a chase, you accumulate more HEAT—and you earn extra HEAT for completely wrecking a cop car. To escape, you must dodge and maneuver your way out of sight, or take out those cops you can't outrun.

KILL-SWITCH

Normal and Elite cop cars can kill-switch your vehicle by hacking it, damaging your car and impairing your vision and handling. To avoid these attacks, drive out of its range, or disrupt the car by damaging it.

BUSTED

If the cops box you in, or your car is Wrecked during a pursuit, you're Busted. They'll take some of your Bank, reset your HEAT and HEAT Multiplier, send you to the Garage, and end the Night.

BRIBE

While being pursued, you have a brief window of opportunity to offer a Bribe to let you go. You lose some of your Bank, but maintain your HEAT multiplier. Bribes aren't available if your HEAT is too high.

CREWS

Though you race alone, your Crew has your back. Team up with other players, compete in Crew Trials, earn extra Bank and REP, and see their cars in your Garage.

Access your Crew and all options described below through the Social/Crews section of the Main Menu.

STARTER CREWS AND REWARDS

Since you earn bonus Bank and REP just by being part of a Crew, you never want to go solo. To help you start out, new players are automatically grouped in auto-generated Starter Crews, where they can meet new players and help each other progress.

When a Crew member earns REP, they earn REP for the entire crew to help it level up. As the Crew's REP Level grows, they unlock new bonuses and rewards for all its members, including an exclusive vehicle for Crews that reach the maximum REP level.

Check out your active Crew rewards, as well as future rewards, in the Crew Rewards screen in the Main Menu.

CREW LEADERSHIP AND ROLES

Once a Starter Crew reaches REP Level 10, players who have earned a certain amount of REP for their Crew can make a claim for Crew Leader. If all conditions are met, the first player to select Claim Leadership in the My Crew page becomes the new leader, elevating their Starter Crew to a genuine Crew. Crews can only have one leader, so it's first come, first served!

There are other roles besides Crew Leader, each with their own actions they can perform. By default, all players start out as Members.

Action/Role	Leader (max 1)	Admin (max 5)	Recruiter	Member
Transfer Leadership	X			
Edit Crew Details	X			
Remove Member	X	X		
Promote/ Demote	X	X		
Accept/ Reject Crew Application	X	X		
Invite Players to Crew	X	X	X	
Contribute to Crew REP Level	X	X	X	X
Earn Crew Rewards	X	X	X	X

CREATE OR JOIN A CREW

You don't have to stay in your Starter Crew. If you'd prefer, you can join a friend's Crew, accept a player's invitation, or create your own!

To create a Crew, first quit out of your Starter or existing Crew by going to the Members section and selecting Leave Crew. Next, tab to the Create Crew screen, fill in the requested information to personalize your Crew, and boom: your Crew is ready to conquer Palm City!

Once you have a Crew, you can grow your ranks by inviting players through the Members screen. You can also directly invite any players you meet in game by opening the Party/Players list from the Main Menu, then pressing .

If you don't want to create your own Crew, you can join an existing Crew by receiving a Crew invite (which can be found in the Invites menu), or look for and request membership to a Crew in the Find Crew screen.

CREW TRIALS

As you progress through the game, you unlock Crew Trials. These Crew-limited challenges each come with a Crew Leaderboard to track the best times.

When entered, you'll race against a pre-recorded ghost car of your opponent. There's no collision enabled, so you know it's all about skill.

Battle against your Crew members to try to get the #1 spot in the Crew Leaderboard, but don't get too comfortable: players are notified when their time is beaten, so they might try to take their crown back!

COLLECTIBLES AND ACTIVITIES

The world of *Need for Speed Heat* is loaded with bonus gameplay. Whether it's Collectibles to find or Activities to beat, you'll need skill, determination, and, of course, a Garage full of cars to come out on top.

The map of Palm City is divided into 18 Districts. You earn rewards for finding every item or beating every challenge in each District. Complete each Collectible or Activity type across all 18 Districts to earn even bigger prizes. If you want to own it all, you better start exploring!

COLLECTIONS

BILLBOARDS

Don't let Palm City PD intimidate you with their billboard campaign—respond with your own message by smashing all their signs. Find a high-speed approach, line yourself up, and hit it as fast as you can. Destroy all billboards to unlock a unique Nissan GT-R Nismo.

STREET ART

Graffiti artists are active on the streets of Palm City, tagging landmarks and buildings with striking art, stencils, and stickers. Collect the ones you like, then send them to your wrap editor to customize your car. Find every artwork to unlock a Nissan 370z Nismo.

FLAMINGOS

Reward your inner avian vandal by finding and smashing the dozens of neon pink flamingos hidden throughout Palm City. Shatter each bird to win a special edition Porsche Cayman GT4.

ACTIVITIES

SPEED TRAPS

In an attempt to stamp out reckless driving, Palm City PD have installed Speed Cameras throughout each district. Show your appreciation for their initiative by driving past all the cameras at max speed. Get three stars on every device to unlock a unique McLaren 600LT.

DRIFT ZONES

Palm City's racers have set record drift scores throughout the region. Find each zone and beat their scores to win a BMW M4 GTS (F82).

LONG JUMPS

Combine epic run-ups, perfect alignment, and insane performance to beat all the jump-distance challenges and become the owner of a Lamborghini Huracan Performante Spyder.

LIMITED 90-DAY WARRANTY

NOTE: Warranty does not apply to digital download products.

ELECTRONIC ARTS LIMITED WARRANTY

Electronic Arts warrants to the original purchaser of this product that the recording medium on which the software program(s) are recorded (the "**Recording Medium**") is free from defects in materials and workmanship for a period of 90 days from the date of purchase. If the Recording Medium is found to be defective within 90 days from the date of purchase, Electronic Arts agrees to replace the Recording Medium free of charge upon receipt of the Recording Medium at its service center, postage paid, with proof of purchase. This warranty is limited to the Recording Medium containing the software program that was originally provided by Electronic Arts. This warranty shall not be applicable and shall be void if, in the judgment of Electronic Arts, the defect has arisen through abuse, mistreatment or neglect.

This limited warranty is in lieu of all other warranties, whether oral or written, express or implied, including any warranty of merchantability or fitness for a particular purpose, and no other representation of any nature shall be binding on or obligate Electronic Arts. If any such warranties are incapable of exclusion, then such warranties applicable to this product, including implied warranties of merchantability and fitness for a particular purpose, are limited to the 90-day period described above. In no event will Electronic Arts be liable for any special, incidental, or consequential damages resulting from possession, use or malfunction of this Electronic Arts product, including damage to property, and to the extent permitted by law, damages for personal injury, even if Electronic Arts has been advised of the possibility of such damages. Some states do not allow limitation as to how long an implied warranty lasts and/or exclusions or limitation of incidental or consequential damages so the above limitations and/or exclusion of liability may not apply to you. In such jurisdictions, the Electronic Arts' liability shall be limited to the fullest extent permitted by law. This warranty gives you specific rights. You may also have other rights that vary from state to state.

RETURNS WITHIN THE 90-DAY WARRANTY PERIOD

Please return the product along with (1) a copy of the original sales receipt showing the date of purchase, (2) a brief description of the difficulty you are experiencing, and (3) your name, address and phone number to the address below and Electronic Arts will mail a replacement Recording Medium to you. If the product was damaged through misuse or accident, this 90-day warranty is rendered void and you will need to follow the instructions for returns after the 90-day warranty period. We strongly recommend that you send your products using a traceable delivery method. Electronic Arts is not responsible for products not in its possession.

EA WARRANTY INFORMATION

If the defect in the Recording Medium resulted from abuse, mistreatment or neglect, or if the Recording Medium is found to be defective after 90 days from the date of purchase, choose one of the following options to receive our replacement instructions:

Online Warranty Information: <http://warrantyinfo.ea.com>

EA Warranty Mailing Address:

Electronic Arts Customer Warranty, 7700 W Parmer Lane, Building C, Austin, TX 78729-8101

NOTICE

Electronic Arts reserves the right to make improvements in the product described in this manual at anytime and without notice.

NEED HELP?

The EA Worldwide Customer Experience team is here to ensure you get the most out of your game—anytime, anywhere.

- **Online Support & Contact Info** For FAQs, help articles, and to contact us, please visit help.ea.com.
- **Twitter & Facebook Support** Need a quick tip? Reach out on Twitter to [@EAHelp](https://twitter.com/EAHelp) or post on facebook.com/EAHelpHub/.