


XBOX ONE



NBA LIVE 19



 **WARNING** Before playing this game, read the Xbox One system, and accessory manuals for important safety and health information. www.xbox.com/support.

Important Health Warning: Photosensitive Seizures

A very small percentage of people may experience a seizure when exposed to certain visual images, including flashing lights or patterns that may appear in video games. Even people with no history of seizures or epilepsy may have an undiagnosed condition that can cause “photosensitive epileptic seizures” while watching video games. Symptoms can include light-headedness, altered vision, eye or face twitching, jerking or shaking of arms or legs, disorientation, confusion, momentary loss of awareness, and loss of consciousness or convulsions that can lead to injury from falling down or striking nearby objects. **Immediately stop playing and consult a doctor if you experience any of these symptoms.** Parents, watch for or ask children about these symptoms—children and teenagers are more likely to experience these seizures. The risk may be reduced by being farther from the screen; using a smaller screen; playing in a well-lit room, and not playing when drowsy or fatigued. If you or any relatives have a history of seizures or epilepsy, consult a doctor before playing.

CONTENTS

CONTROLS	4	GAME MODES	23
GAME SCREEN	10	STAY CONNECTED	27
WHAT'S NEW ON THE COURT	11	WARRANTY	28
NBA LIVE PLAYER	12	NEED HELP?	29
THE ONE	14		

CONTROLS

OFFENSIVE CONTROLS

Move player	
Dribble moves	
Shoot	(hold and release)
Layup	(hold near basket)
Pass	(tap)
Sprint	(hold)

PASSING

Pass	(tap)
Self alley	(quickly tap), then
Lob pass	(tap)
Backboard alley-ooop	(quickly tap), then
Dribble handoff	(hold)
Alley oop	(double tap)
Touch pass	(tap while ball is in the air)
Flashy pass	(double tap)
Closest to rim	(double tap)
Icon passing	+ , , , or
Freestyle passing	(hold) + (flick towards intended player)
Bounce pass	(tap)

SHOT TYPES





Jump shot	X or ⓧ (hold then release)
Layup	X (hold near basket)
Dunk	X + ⓧ (hold near basket)
Fadeaway	X + ⓧ (away from rim)
Adjust shot	X (tap while dunk/layup is in the air)
Putback	X (tap while rebounding)
Pump fake	X (tap)
Spin gather	X (double tap while driving)
Spin-back jumper	ⓧ (hold)
Step-back jumper	ⓧ + ⓧ (hold)
Eurostep	X (double tap) + ⓧ (hold) while driving
Floater	ⓧ (release) + ⓧ (hold) while driving

DRIBBLE MOVES

Pull back	ⓧ (flick)
Hesitation	ⓧ (flick in direction of hand with ball)
Between the legs	ⓧ (flick in direction of hand without ball)
Crossover	ⓧ (hold) + ⓧ (in direction of hand without ball)
Spin	ⓧ (hold) + ⓧ (rotate downwards half circle)

Flicking the right stick, instead of holding the right stick, will give a different look to dribble moves.








ADVANCED OFFENSE

Coach panel	 (hold)
Play calling	 (tap)
Call for screen	 (hold)
Pick and roll / Pop	 (hold) +  (toggle)











POST MOVEMENT

Enter backdown	 (hold)
Backdown	 (hold) +  (point towards Defender)
Aggressive backdown	 (hold) +  (hold) +  (point towards Defender)
Hard bump	 (flick towards Defender)
Face-Up	 (release)
Post spin / drive	 (point towards basket) +  (release)
Pro hop / Drop step	 (rotate and hold while in backdown)



POST DEFENSE

Block	
Pull chair	 / 
Defend spin	 (toward direction of spin)
Take charge	 (hold)
Push back	 +  (towards Offensive Player)





DEFENSIVE CONTROLS

Move player	
Defensive assist / Deny ball	 (hold)
Steal / Deflect	
Switch player	
Icon switch	 (hold) +  ,  ,  , or 
Block / Rebound	

ADVANCED DEFENSE

Intentional foul	 (tap repeatedly)
Take charge	 (hold)
Double team	 (hold)
Contest	 (hold)
Deny ball	 (hold near off-ball opponent)
Defensive assist	

DEFENSIVE PRESSURE

Pack paint	 (double tap)
Star focus	 (double tap)
Coach default	 (double tap)
Pressure shooters	 (double tap)

PLAY CALLING

Screen play	↻ (tap)
Open choose play	⏵ (tap)
Iso play	⦶ (tap)
Quick play	⦶ (tap to select suggested play)
Select play	LB + ⦶ (release)
Cut play	↻ (tap)

OFF-BALL CONTROLS

Set screen	LB (hold)
Push off	RT (hold) + ⦶ (move away from Defender)
Box out	RT (hold when rebounding)
Box out swim	⦶
Have teammate shoot	X
Spin off defender	RT (hold) + (LB/RT) (downwards half circle)
Post up	RT (hold)
Box out steer	⦶ + RT (hold)
Call for pass	A
Dive for loose ball	X

OFF-BALL OFFENSE CONTROLS

Switch to off-ball player	RB (double tap and hold) + X, Y, B or LB
Switch back to ball carrier	RB + button of intended player (hold) or RB (double tap)
Off-ball cuts	⬇️ (direction of intended cut or rotate to spin)
Off-ball jostle counter	⬇️ (during jostle, direction of intended counter move or rotate to spin)

OFF-BALL DEFENSE CONTROLS

Face your check	U (hold)
Jostle	⬇️ (towards path of a cutter)
Defend counter move	⬇️ (towards direction of cut during offensive counter)
Defensive holds	⬇️ (during start of offensive move)

NOTE: Defensive holds give you more time to react to a cut, but also have a chance to foul.

GAME SCREEN



1. Away team
2. Home team
3. Quarter
4. Game Clock
5. Shot Clock
6. Playoff Round
7. Controlled Player
8. Shot Meter
9. Pass Indicator
10. Mentality Meter

WHAT'S NEW ON THE COURT

TRADES

Put your GM skills to the test with our all new Trade System! This new and improved interface allows you to quickly receive offers from around the league for players and draft picks on your roster. See what it takes to get the specific player or pick from another team that'll put your team over the top.

PLAYER TRAITS

All new Traits have been added for NBA players in both Franchise and The League. These unique boosts provide added depth to gameplay while also helping to create more player differentiation. Traits are earned throughout a players' career by meeting both stat and ratings objectives. There are three levels of Traits: Gold, Silver and Bronze. Traits can be managed through the player card in Franchise mode.

PERFORMANCE GRADE

There are now more than 85 unique on-court actions you can complete to affect your Performance Grade. Grading events are now more focused on rewarding good play in your chosen playstyle.

MENTALITY METER

Successfully completing an on-court action will fill or deplete a player's Mentality Meter. Once the meter has been filled, players earn a boost or penalty skill that complements their playstyles. The position of a player's Mentality Meter affects their behavior and can even cause them to perform flashier moves.

NBA LIVE PLAYER

CREATING YOUR PLAYER

Select your player's name, number, appearance, play style, and position. As you play, you'll unlock new clothing options, shoes, and tattoo designs to further customize your look. Next, choose the different modes you want to play in: The League for an NBA experience; The Streets for Pro-Am venues; or LIVE Events to play online Takedown and LIVE Run games.

Customization isn't all about appearance. Your playstyle will define your role on the court and mold the type of player you can become. Each playstyle has a unique set of traits, as well as an exclusive signature ability that gives you a game-changing boost. Your height, weight, size, and strength are also determined by your playstyle selection, impacting your speed and strength.

PLAYER STORE AND REWARDS

The store is a digital marketplace where you can purchase new items to enhance your player, squad, and court. Reward Points ("RP") will be your currency to purchase these items; earn RP by playing games, completing objectives, or participating in conversations with characters throughout your experience.

You can also use RP to purchase items and collections in the store. A collection contains highly sought-after rewards, such as new shoes, gear, players, and court customizations. Not only can you purchase crates with RP, you can also earn rewards by playing LIVE Events, completing objectives, and engaging in conversations.

Hype, another type of reward, signifies your reputation as a player. You can earn Career Hype by playing games in The League, or by playing games in The Streets. Answering conversations in either mode will also increase your Hype. The more Hype you earn, the more crates you'll unlock in the store, and the more traits that you'll have access to. Eventually, you'll be able to unlock new LIVE Events to bring your gameplay experience to a whole new level.

NOTE: RP is a type of in-game currency you can use to further customize your Created Player.

PLAYER SKILLS PROGRESSION

NBA LIVE 19 has transformed the way you develop your player by incorporating rich RPG mechanics into a Skills Progression system. Start with a focused skill-set, aimed to excel in a specific role, and add new skills as you evolve into a well-rounded superstar. Throughout your journey, you will unlock additional skills, abilities, and special trait boosts.

PRACTICE

Want to spend some extra time in the gym before game day? Practice helps you tackle the mechanics of *NBA LIVE 19* at your own pace with interactive drills and special practice scenarios.

Drills

Whether you are new to *NBA LIVE* or haven't played in a while, try out some drills to familiarize yourself with the controls. You can choose from categories like Offensive Basics, Defense, or Post Moves to fine-tune the techniques that will help you win. After you've perfected a drill, you'll progress to a new one for a comfortable challenge.

Shootaround

In SHOOTAROUND, you'll have some alone time in the gym to work on your game the way you want to. If you're looking for a little direction, there's a helpful Moves List to guide your workout.

Scrimmage

Choose SCRIMAGE to play some 1v1 against an opponent of your choosing. A 5v5 option is also available to help develop a little team chemistry.

THE ONE

THE ONE is *NBA LIVE 19*'s dynamic career Journey centered on your player, your choices, and your legacy. You'll be tested to your limit on the courts in both the NBA and World Tour circuit, where you'll face off against current and past legends. Create your unique player identity and embark upon the path to prove to yourself and everyone else that you have what it takes to be a star—to be THE ONE.

When you take control of your career, you'll unlock new skills, traits, and gear along the way. As you progress, you'll make dialogue choices that will shape your personal basketball career.

All New ICON Progression System

Last year, *NBA Live 18* redefined the Player Progression experience by integrating RPG mechanics and giving sports gamers an entirely new way of developing their skills on the court. *NBA LIVE 19* continues this evolution by introducing its innovative new ICON System. Drawing inspiration from MOBAs and other popular games with archetypal characters, the ICON System provides gamers with wider strategy options and much more meaningful depth.

Adapt your game on the fly by incorporating the skills, abilities, personality, and swag of current and retired NBA Superstars. Inspire your teammates like Magic Johnson, tilt the court after a turnover like Russell Westbrook, or patrol the paint like Dikembe Mutombo. You'll be inspired to progress down ICON Paths that unlock ability upgrades, skill boosts, and exclusive gear.

NBA LIVE 19 features a revolutionarily way to progress your player's skills and customize their performance on the court. Skills are tailored to your playstyle, which emphasizes the specific skills you need to excel in your role. As you level up, you will unlock more skills and improve them with Skill Points ("SP") to unlock skill tiers. Your skill-set is comprised of four separate parts:

Primary Skills	The core of your skill-set. These are the most important skills to your player, as they have the highest-level caps.
Secondary Skills	These complementary skills allow you to expand your skill-set and become a more well-rounded player.
Traits	Traits provide unique boosts that allow your player to focus on certain aspects of the game. Unlock traits by completing specific in-game objectives; once unlocked, a trait will show-up in your trait inventory to be equipped before your next game. You have only three trait slots, so choose wisely. Try finding trait combinations that work well with each other.
ICONS	Unlock and swap special abilities to complement your skill-set. Icons are molded after some of the greatest current and retired NBA players. Level-Up your ICON by equipping it and earning XP in any game mode.

The Rise

For the first time in this franchise, you'll have the chance to choose your gender. In the male path, you just graduated from high school as one of the top ballers in the nation. Under the guidance of a mentor, you decide to bring your game to the next level on streetball courts around the world. Fans take notice and call you "The One" – the next basketball superstar. The stakes are raised when you face off against some of the best players in the game today, on their courts, under their rules. Only then will you prove to yourself and to the world that you truly are The One. Upon completion of the Rise, you'll have a chance to pursue your journey as the One in The League and/or The Streets: World Tour.

The female path begins with you as a college grad looking to forge ahead in your nascent basketball career. Like above, you'll be guided by a mentor who will help you perform at the highest level. You'll take your game overseas to prove your streetball cred and then take on NBA superstars when you arrive stateside. Along the way, you'll be anointed as "The One," but this means your journey is only beginning. At the end of the Rise, you'll have a chance to live up to the expectations of your nickname in The Streets: World Tour, where you'll face off against the game's best NBA and streetball players.

The League

Start a career with your Created Player and work your way up to becoming a star player. You'll choose your position and upgrade your skills as you progress through your career. Along the way, a dynamic conversation system and social media system with replays of your performances allow you to experience a compelling storyline customized to you.

Gameday

Play or simulate games against CPU-controlled teams, view the calendar, and check out the latest NBA news. Keep an eye on your SP as you progress through the mode: when you have enough SP, you can develop your player's key skills in Skills Progression.

My Rising Star

Keep an eye on your player's development as you progress. You can review your upcoming goals for your next game or check out your Career Milestone progress in Player Goals. View your current roles and minutes at any time in The League HUD.

You'll need to play smart and focus on improvement to rack up Hype! Your Hype score is based on your performance and awards won. Earning a high Hype score will help your move towards your goal of becoming THE ONE.

Court Battles

Court Battles are a new *NBA Live* experience where you attack the customized courts of other players and challenge their Defensive Squad of players to a game using their rules and handicaps. Take over as many courts as you can and defend your own customized court from others players as you attempt to dominate the globe!

Set Your Defense

Build your defensive squad and find the perfect combination of players, game rules and handicaps to successfully defend your court from other players while you're away from the game.

Defensive Squad

We'll start you off with a squad of players you can use on Defense, but it'll be up to you to recruit more players. New players can be obtained either by earning them through Court Battle rewards or by purchasing them through the Store.

Defensive Rules

Bolster your defense by earning and equipping defensive rules to protect your court.

Game Rules Game rules allow you to dictate the terms of how the game is played on your court

Attacker Handicap Equipping a handicap can force an attacking team to change and limit the effectiveness of their squad.

Gameplan Assigning a Gameplan to your Defensive Squad will give you more control around how that squad behaves on both Offense and Defense.

Defensive Rewards

Every attack made on your court will earn you Court Hype. The amount of Court Hype earned depends on whether your squad succeeds or fails at defending your court.

Attacking Courts

In order to be successful in Court Battles, you'll need to attack the courts of other players and take control of them. The more courts you control, the better the rewards you'll earn.

Opponents Lists

On the SELECT OPPONENT screen, you have access to three different lists of opponents to choose from:

- | | |
|------------------------------|--|
| Recommended Opponents | These are opponents recommended to you to play against whose squads are at or near the best lineup you can put together. |
| Friendly Opponents | Attack the customized courts of your <i>NBA LIVE 19</i> friends and watch as your win/loss record improves against them. |
| Defensive History | Whenever another player attacks your court, they'll end up in this list. Counter attack or take your revenge against these players to show them you mean business. |

Select Difficulty

Once you select an opponent, you are asked to select the difficulty at which the game is to be played. Although playing on EASY gives you the best chance of winning, you won't be awarded control of the court if you win. The harder the difficulty, the more Court Hype and Reward Points you can earn.

Opponent Bonuses

Aside from difficulty, there are a number of additional bonuses that you can earn each game which can change depending on the opponent you select.

- | | |
|-------------------------------|--|
| Opponent Quality Bonus | This bonus changes based on the difference between your Attack Rating and the Defensive Rating of your opponent. Challenge opponents with a higher Defense Rating to receive higher bonus amounts. |
| Rule Quality Bonus | Opponents who have higher quality Defensive Rules equipped will be award higher bonuses. |
| My Court Bonus | Make sure you have control of your own ONE court before setting out to attack other players, if you don't, you won't receive this bonus. |

Controlling Courts

When you challenge an opponent at a Normal or higher difficulty and win, you'll be awarded control of their court. Once you take control of a court, your Defensive Squad and Defensive Rules are left behind to defend that court, so the stronger your defense the better your chances are of maintaining control and earning rewards.

Retaking Your Court

If your defense fails and another player manages to take control of your court, you'll be given three chances to take it back from them. If you're unable to retake your court, you'll have to wait until the current campaign ends at which point control of your court will be given back to you.

Timers

There are two different types of timers you need to be aware of within Court Battles:

Campaign Timer The Campaign Timer dictates the amount of time you have to accumulate controlled courts and earn rewards. At the end of each campaign, control of all courts are returned to their owners and rewards are given out based on the maximum number of courts you were able to control during that campaign.

Battle Timer The Battle Timer begins to count down as soon as you select an opponent and continues until you finish the game. If the timer expires before you finish, you'll automatically lose the game.

Opponent States

There are a number of states that your opponents can appear in depending on their current state:

Battle Now Any opponent who can be attacked immediately.

In Control Appears above any opponent whose court you're in currently in control of.

Under Control This state is displayed when the opponents court is under the control of another player.

Cooldown This state appears whenever you've completed an exchange with an opponent (both players have attacked each other's court once) and you're waiting for the campaign timer to reset.

Rewards

Court Battle rewards can be earned either by controlling courts or by leveling up your Court Hype.

Controlled Court Tiers

Your short term goal is to control as many courts as you can in order to earn Player Collection rewards at the end of each campaign. With each tier of controlled courts that you complete, the quality of the Player Collection reward will increase.

Court Hype Levels

Every time you level up your Court Hype, you'll receive a reward. After every five Court Hype levels earned, the quality of Player Collection rewards you earn for completing Controlled Court Tiers also increases.

Unlocking Battle Collections

After every five Court Hype levels earned, the previous tier of Court Battle Player and Rule Collections will be unlocked for purchase within the store.

Court Customization

Editing Your Court

Show your creative side and customize your ONE Court with various floor textures, logos, colors and text to make your court stand out from the rest. Earn new court customization items whenever your Court Hype Level increases.

The Store

Increase the number of customization choices you have by purchasing Court Collections and individual Court Items from the store.

The Streets: World Tour

Continue your journey as THE ONE when you join the World Tour. You'll travel across the world competing in fourteen different tournaments and face off against both current and legendary NBA players in a variety of unique Challenges. Impress the best with your talents and you may even convince them to join your squad.

Tournament Challenges

Journey around the globe as you play in venue-specific tournaments, ranging from the heart of Manila in the Philippines to just outside the Eiffel Tower in Paris, France. Win the tournament trophies and earn Career Hype to unlock reward collections, new players for your Squad, and eventually a path to additional venues.

Bonus Challenges

Each location on the tour will provide you with a unique gameplay experience, where the standard rules of basketball have either been given a twist, or will ask you to face off against a unique cast of ball-players. Each bonus challenge comes with its very own reward collection, commemorating your victory.

Throwback Challenges

Additionally, every venue will allow you to size yourself up against some of the historic legends played on those very same courts. You'll earn reward collections related to the iconic player you just defeated after each win, and you may even convince a few of them to join your Squad

The Streets: LIVE Events

Throughout the year, you can play as your character from THE ONE in real-time online LIVE events, with limited-time challenges and rewards. Join your Friends or other *NBA Live* players in co-op games. You'll be working with your teammates to increase your Teammate Grade, earning Hype, Experience Points (XP), Reward Points (RP), and unique rewards for your player.

NOTE: For the best experience, use a wired (Ethernet) Internet connection when playing *NBA LIVE Pro-Am*.

NOTE: Games must be completed; otherwise, your progress and any rewards earned in that game will be lost.

Find Some Teammates	Selecting this option starts a matchmaking search to place you with other teammates.
Private Match	Invite your Friends to a lobby where you can play in your own private online game, or open it up to the public to fill in the rest of the roster.
Teammate Grade	Each player will earn a Teammate Grade based on how well they play as a team. The more successful you are in teamwork, the more Reward Points ("RP") and Hype you earn.
Rewards	Unlock unique rewards for your player.

LIVE Run

Hit the court and join other online players in multiplayer matches. Start a LIVE Run match with Public Match or Private Match.

LIVE Run: 3v3 games use a subset of the official NBA rules, and run until a team scores 11 points and has 2 or more points than their opponent, scoring with 1's and 2's.

5v5 games now use the official NBA rules, run 4 quarters, are 5 minutes each, and has fouls.

Public Match	Selecting this option starts a matchmaking search to set up a new 3v3 or 5v5 multiplayer game.
Private Match	Invite Friends to create your own private online game, or open it up to the public to fill in the rest of the roster.
Weekly Leaderboard	See how your Average Teammate Grade compares to other LIVE Run players on the Weekly Leaderboard.
NEW 5v5 Private Lobby Live Run	Play on your customized One Court with your friends under your rules.

Leaderboard

Check your rankings on the leaderboard to see how you stack up against the rest of the *NBA LIVE* community.

Performance Grade

Test your skills and performance on the court with Performance Grade. Your Grade will be set after you've performed unique, on-court actions from your chosen position or on-court style. Perform well, and you'll earn additional Hype and RP. You'll also win your coach's approval, which can gain you more playing time!

Role & Minutes

When you're drafted into the NBA, it's up to you to earn your starting role. Upgrade your skills with SP and increase your Overall Rating as you progress to move up the depth chart. When your Overall Rating is higher than the top player at your position, you'll become a starter.

You can minutes based on your role and average Performance Grade of your recent games. Management reevaluates your minutes for upcoming games based on your grade. Perform well, and you'll become THE ONE.

GAME MODES

LIVE ULTIMATE TEAM

Create and manage your dream team in *NBA LIVE 19* Ultimate Team. Select players to create a balanced lineup, then play games to earn rewards and coins to buy packs for new players.

Build your team's success with managerial decisions and see if your hard work pays off in online ranked Head-to-Head games.

NOTE: For an in-depth FAQ about *NBA LIVE 19* Ultimate Team, please visit <http://www.easports.com/nba-live>.

GM List

Get a head start on this year's edition of Ultimate Team by guiding your team to complete your tasks to earn coins and packs.

Inventory

Inventory shows you your players, coaches, jerseys, and venues.

Items	You'll end up with an abundance of items as you gain new packs. Use Y to mark all your items across all pages to easily clear out your inventory.
Player Items	Here you can scroll through all your players on your Ultimate Team. Press LB on the Player Details page to view all available information at once.
Coach	Choose your coach that will lead your team to victory.
Jerseys	Choose your jerseys for your team. Your jerseys determine your team logo.
Venue	Select your home arena—this will be the setting for your future home games.
Customize Team	Select CUSTOMIZE TEAM to edit your team name, coach, jersey, or arena. You can also delete your team from here: this will delete everything associated with your team, including your coin reward balance, and your deleted data cannot be recovered. Your NBA Points, however, will remain.

Active Lineup

View and set up your player's actions on the court. From here you can compare players, swap their positions, search your franchise for replacement players, sell items for coins, and customize your jerseys, coaches, and more.

Swapping Player Positions

To make smart plays and encourage teamwork, you'll have to make sure your players are in the best position on the court. To swap a player's position, highlight them and press **X**. Highlight a second player and press **X** again to complete the swap.

Changing Your Active Lineup

If you feel your team is underperforming, you might want to try changing your Active Lineup. Highlight a player and press **A** to access the Actions menu. From here, select **SWAP WITH YOUR INVENTORY** to remove them from the lineup, then search your franchise for a replacement player.

If you prefer leaving the player's slot empty for now, select **SEND TO YOUR INVENTORY** to remove them without selecting a replacement. However, you'll need to fill in this slot before entering a new game.

From here, you can discard players not in your Active Lineup from your franchise for coins.

Packs

Packs contain players and valuable items for your team. Each pack has a set composition, but the exact items are random. Some packs are more likely to contain certain types of players.

Purchase packs with coins you've earned in-game or NBA Points purchased with real-world currency. You will earn additional packs by leveling up, completing Fantasy Challenges in Ultimate Team, or completing all the tasks in your GM List.

Once opened, you can place the items in your pack in your franchise. Unwanted items can be set up for auction or discarded for coins. You can keep duplicate players in your franchise, though you can't have more than one duplicate player in your Active Lineup.

Community Market

You can buy and sell items with other players through auctions. Use filters to narrow down your auction searches, then plan your bidding strategy carefully to try for your item. You can also place your own items up for auction: you'll set their duration, starting price, and Buy Now price.

Fantasy Challenges

Play a series of games in Fantasy Challenges to earn extra coins and packs. Games will pit you against opponents skilled in specific areas.

Some Fantasy Challenges have special entry requirements. If a Fantasy Challenge is marked with a red expiration dog-ear, it will be only available for a limited time, and usually offers extra coin and pack rewards. Weekly Challenges will appear throughout the season—they're also available for a limited time and offer extra rewards, so participate while you can!

FRANCHISE

Manage and coach your own NBA team in Franchise mode. You can build a team from current rosters or create a fantasy draft. From there, it's up to you to develop and trade players to build a complete franchise. Over the course of 30 seasons, you'll need to make managerial decision, upgrade your players, compete in championships, and work towards your long-term goals to build your team into a true NBA dynasty!

To Do

You can view your weekly schedule in the To Do section. From here, you can play full games, play the moment, or simulate the game. Playing the moments will take you to an in-game Super Sim, jumping you into the key moments of the game. Simulate Game sims the game for you, showing you the box score at completion. You can also find Draft Recap, Free Agent Bidding, Re-Signing, and more in the To Do section.

Make sure to view the new about your organization as well as other NBA teams before diving into a game. Once you've completed all the To Dos for that week, you can choose to advance to the next week.

My Team

Make critical decisions for your franchise in My Team. Championships may be decided on the hardwood, but in the front office you'll need to set salaries, set up trades, and search the free agent market for your team. Keep tabs on your team's health in the Injury Report.

Develop Your Team

Your players earn Upgrade Points as they complete goals, which can be used to upgrade their skills. Focusing on your player's primary skills will give them the best opportunity for improvement. Make sure to use the Player Rotation menu to ensure your players are getting the appropriate number of minutes based on their skills.

League

View the Season Standings, Transactions, and your Player and Team Stats in League. You can also see the recent winners of the Player of the Month throughout the season. When the season winds down, check out the All team Awards and MVP Candidates to see the current frontrunners.

RANKED HEAD-TO-HEAD

Ranked Head-to-Head lets you challenge other *NBA LIVE 19* players to see who has the best moves on the court. Compete and dominate in Ranked Matches to advance up the Leaderboard.

PLAY NOW


Jump straight onto the court against Friends or the CPU in the Tip-Off quick play mode. Choose your team and opponent team, and then set your starting lineup, game settings, and coach options before hitting the court.

MENTALITY BOOSTS PER PLAYSTYLE

Back-court Shooter	3pt. & Mid-Range
Slasher	Inside Scoring & Dunking
Floor General	Passing & Dribbling
Back-court Defender	Steals & Perimeter Defense
Wing Shooter	3pt. & Mid-Range
Wing Scorer	Inside Scoring & Dunking
Wing Defender	Blocks & On-ball Defense
Playmaker	Inside Scoring & Mid-Range
Stretch Big	3pt. & Mid-Range
Post Anchor	Post Offense & Dunking
Rim Protector	Rebounding & Shot-Blocking

STAY CONNECTED

EA SPORTS™ HOOPS NETWORK (HOOPSNET)

EA SPORTS Hoops Network (HoopsNet) is your connection to all your Friends in *NBA LIVE 19*—and now you can access it with just the click of a button. Press  to access HoopsNet anytime while viewing the main menu. Here, you can see your profile and your Friends' recent accomplishments and scores, and compare your progress throughout every feature in the game.

WARRANTY

NOTE: This warranty does not apply to digital download products.

Limited Warranty

Electronic Arts warrants to the original purchaser of this computer software product that the recording media on which the software programs are recorded will be free from defects in materials and workmanship for 90 days from the date of purchase. During such period defective media will be replaced if the original product is returned to Electronic Arts at the below address, together with a dated proof of purchase, a statement describing the defects, the faulty media and your return address. This warranty is in addition to, and does not affect your statutory rights in any way. This warranty does not apply to the software program themselves, which are provided "as is", nor does it apply to media which has been subject to misuse, damage or excessive wear.

Returns After Warranty

Electronic Arts will replace user-damaged media, current stocks allowing.

If you have any queries on warranty replacements or user-damaged discs or manuals, please visit help.ea.com.

Online Warranty Information:

<http://help.ea.com/uk/article/ea-uk-warranty-policy/>

EA Warranty Mailing Address:

Electronic Arts Customer Warranty, PO Box 1096, Guildford, GU1 9JN,
United Kingdom

NEED HELP?

The EA Worldwide Customer Experience team is here to ensure you get the most out of your game—anytime, anywhere. Whether online, in community forums, through chat, on the phone, or in your social network, our game experts are available and ready to help.

- Contact US

If you need to talk to us, visit <https://help.ea.com> and click Contact Us. Based on the information you give us about your issue or question, we'll recommend the support channel that will get you the best help as quickly as possible - phone, chat, email, community forums, or social networks. Not all channels are available for every issue and location.

- Online Support

For instant access to all of our FAQs and help articles, please visit <https://help.ea.com>. We update daily, so check here for the latest issues and resolutions.

- Twitter & Facebook Support

Need a quick tip? Reach out on Twitter to <https://twitter.com/EAhelp> or post on <https://www.facebook.com/EAHelpHub/> where our online game experts are available and ready to help. Internet connection and Facebook and Twitter accounts required to access this feature. You must be 13+ to register a Facebook account. Chat, email and phone support via EA Help may no longer be offered in your local language. English support is available at help.ea.com, where you can still search for some content in your language. For help from other players, visit answers.ea.com.

NBA LIVE 19 SUPPORT INFORMATION

For problems with User Generated Content, please take the following steps:

- Go to <http://help.ea.com>
- Select NBA LIVE 19 as the product
- Select your product platform
- Select Topic Report Concerns or Harassment
- Select Issue Type: Real-life Threat, Report Player, or Report Website
- Describe the issue and provide as much detail as possible
- Select Submit to send your report.