


FIGHT ★ NIGHT
CHAMPION
MANUAL

★ TABLE OF CONTENTS ★

| | |
|---|----|
| Complete Controls (Default Configuration) | 3 |
| Full Spectrum Punch Control | 4 |
| Game Screen | 5 |
| Punching and Movement | 6 |
| Boxer Creation and Growth | 10 |
| Game Modes | 12 |
| Legacy | 13 |
| Xbox LIVE | 21 |

Complete Controls (Default Configuration)



- Left: Switch stance
- Down: Low blow
- Right: Taunt
- Up: Head butt

Y + **B** : Right uppercut

X + **A** : Left uppercut



LB + **RB** : Clinch

Full Spectrum Punch Control







★ FULL SPECTRUM PUNCH CONTROL ★

Move  to throw all your punches. Pull and hold  to throw punches to the body.



★ BUTTON PUNCHES ★

You can use the buttons to throw all the basic punches if you are not comfortable moving . Go to the Settings screen to choose from a variety of different Xbox 360 Controller Configurations.




★ POWER PUNCHES ★

If you want to add some more power to your punches, press and hold . Power punches do more damage, but require more stamina and leave you more open for a counter-punch if you miss.

★ **BOXER MOVEMENT** ★

Move  to move your boxer around the ring, and flick  in a certain direction for a fast lunge.


★ **LEANING** ★

Pull and hold  and move  to lean. Leaning is key to dodging incoming punches and can create openings to counter-attack your opponent. Leaning requires your feet to be set firmly on the ground, so you cannot move around the ring while holding . As your stamina decreases, your agility goes down, too, lessening your ability to quickly and effectively lean. Lean early, not later.

★ WEAVING ★

Move  in a quarter-circle clockwise or counter-clockwise direction towards your opponent to perform a weave. Weaving can be used to dodge punches or create chances to counter-punch.

★ BLOCKING ★

Pull and hold  to block and nullify or deflect incoming punches. Block Strength weakens the longer a boxer holds their guard up and as it absorbs punches.

★ IN THE RING ★

Stick and move, mix up your punches, and never fall into a pattern. The boxers learn and adapt to your fighting style quickly. Don't repeat yourself.

★ **STATS** ★

Boxers have three primary stats:

Stamina Stamina affects how hard you hit, how fast you move, and how quickly you recover.

Health A gauge of how close you are to being knocked down, or possibly knocked out.

Damage How much physical damage you've taken. More damage leads to more cut stoppages and less ability to get up.

Health, Stamina, and Damage improve automatically in-between rounds. The higher their levels are, the more likely and effective your boxer recuperates. Conserving energy and avoiding damage is the best way to ensure your boxer makes it to hear the final bell.

★ **CREATE BOXER** ★

Create your own legend by customizing his appearance, accessories, fighting style, block style, stance, and signature punch style. Up to 97 custom boxers can be saved. Go to the Boxer Gallery to view your boxers.

★ **BOXER GROWTH** ★

Improve upon your fighter's skills and athleticism by using the experience (XP) you earn within Legacy Mode, Online World Championship, or Online Gyms.

From Boxer Share, you're free to create a legend with no XP cost. Max out a boxer and take him into Fight Now to unleash his full potential.

★ STUN STATES ★

Take advantage of this state and go on the attack. The stamina bar flashes red to indicate who has been stunned.

If you're the victim, defend and prevent yourself from getting KO'd.

★ KNOCKDOWNS ★

When you're knocked down, you've got to the count of 10 to pick yourself off the mat. Move  or  to get back on your feet. Move  to steady yourself and keep standing. If you can't recover, you're down for the count. Recovering gets harder and harder every time you get knocked down.

★ **CHAMPION MODE** ★

Go from obscurity to the winner's circle as you take on rivals and more on your way to the championship in this exciting story-based mode!

★ **LEGACY MODE** ★


Everybody starts at the bottom, but it takes a true champion to fight his way to the top and maybe become the Greatest of All Time.

Launch your career by creating a new boxer, choosing a boxer you've already created, or picking a Ring Legend from the Boxer Gallery.



★ LEGACY CENTRAL ★

Here's your one-stop shop for your career in professional boxing. Check your boxer's rank, popularity, stats, and trainer messages at a glance, and then challenge opponents to advance your skills and fame. Only fellow up-and-comers accept your challenges at first, but racking up wins opens doors to better fighters, until you can approach the reigning champion and get your shot at his title.

★ LEGACY MENU ★

Press  to access the Legacy menu, and change and save settings, save legacy, or exit Legacy mode.

★ LEGACY GOALS ★

Find out what you need to do to make a lasting impression on the Legacy Goals screen. Press  or  for help and advice on how to steer your career and ensure you go down in history as the best there ever was.

★ FIGHT CALENDAR ★

Get to your Fight Calendar by selecting it from Legacy Central. From here, schedule matches, see past results, and take a look at the upcoming fight cards.

You can only schedule one fight at a time.

★ TRAINING ★

Once you're on the card, your Training Period is marked on the Fight Calendar in green and you have to manage your time and stamina appropriately. Train too much and you won't get past the third round. Train too little and suffer by being unprepared. Don't forget that sponsors and promoters all want a piece of you before a fight.

★ RECOVERY PERIODS ★

There's a mandatory recovery period after every fight to recover. No fights or training can be scheduled during a recovery period, and they get longer if you took the beating instead of dishing it out. Recovery days are marked on your Fight Calendar in blue.

★ LEGACY RATING ★

The measure for career success is your Legacy Rating. While the rating does include a boxer's fight record, it also takes into account factors such as popularity and a pound-for-pound assessment across all weight classes. Your legacy is a culmination of all these factors combined.

Check the Legacy Goals screen for tips on increasing your standing.


★ RANKINGS ★

All fighters have a rank that goes up and down as fighters win and lose bouts. A boxer's rank determines how often they fight, who they fight, where they fight, and when to issue a challenge for a championship belt.

★ POPULARITY ★

The public likes a clean, successful fighter who doesn't vanish for months at a time. Stay in the public eye, earn and defend your championship titles, and win your fights without resorting to illegal punches to keep your popularity high.

★ MESSAGES ★

Stay connected by checking your messages often. As you build your legacy and gain popularity, your manager contacts you more often with opportunities both inside and outside the ring. Just press  on the My Career menu to go into your message box.

★ BUILDING YOUR LEGACY ★

Buff up your stats with a low-card amateur tournament, and then start challenging real fighters for real stakes. When you prove you're a serious enough threat, top-ranked boxers start accepting your challenges. The more guys you defeat, the greater your rank, the more popular you become, and the tougher your opponents you get.

Nobody said it was easy. You have to beat the best to become the best.

★ CHALLENGES ★

Once you've made a name for yourself challenging other fighters, up-and-comers start challenging you to build their rep off your humiliation. It won't be long before you get invites from boxers closer to your rank.

★ RETIREMENT ★

Retire any fighter at any time, for any reason. When their full potential's been realized, give them a dignified send-off before they start damaging their Legacy Rating.

Retire a fighter by going to Legacy Central and selecting RETIRE from the My Legacy menu. Once you confirm retirement, that boxer's days are done and you cannot use them again.

★ ONLINE MULTIPLAYER ★

Step into the ring and trade punches with online fighters from around the world. Jump into an uncomplicated punch-up, host your own specialty bout, or compete in a steady campaign against the entire online community to become The Greatest.

★ ONLINE GYMS ★

Create a gym where up to 32 users can join and play against one another in custom Seasons in each weight class.

Fight as a team against other gyms via Rivalry Challenges. Rivalry Challenges pit all members of one gym against the members of another gym to see who can earn the most Rivalry Points over a specific period of time. Earn Gym Rank points for your gym in Rivalry Challenges and move your gym up the worldwide Gym Leaderboards. Online gyms are open to Created Boxers only.

★ **ONLINE WORLD CHAMPIONSHIP** ★

Take your custom fighter online and pit your ring skills against the world in a no-region fight to see who's the best of the best of the best. Fighters are ranked both by country and against every *Fight Night Champion* player in the world, until one is declared the world champion. World Championships is open to Created Boxers only. Improve the skill of your Created Boxer by earning and applying XP. How much and how fast you earn XP depends on how much you fight and how successful you are in the ring.

★ ONLINE HIGH SCORES ★

Don't feel like competing head to head against your friends? No problem, *Fight Night Champion* tracks your performance across all our offline game modes and ranks it against your friends and the world.

You can earn world, friend, or personal bests in:

- Legacy Mode
- Training Games
- Beat the Best
- Ironmen

Compete against the world and your friends, and set the score/time to beat.

★ PRIZE FIGHTING ★

Compete in online tournaments for each weight class for the chance to win prizes and earn bragging rights.