



FIFA 14



QATAR
AIRWAYS

CONTENTS

GETTING STARTED	2
COMPLETE CONTROLS	3
SETTING UP	12
MAIN MENU	13
PLAYING THE GAME	14
NEED HELP?	26





See important health and safety warnings in the system Settings menu.


GETTING STARTED

PLAYSTATION®4 SYSTEM

Starting a game: Before use, carefully read the instructions supplied with the PS4™ computer entertainment system. The documentation contains information on setting up and using your system as well as important safety information.

Touch the (power) button of the PS4™ system to turn the system on. The power indicator blinks in blue, and then lights up in white. Insert the *FIFA 14* disc with the label facing up into the disc slot. The game appears in the content area of the home screen. Select the software title in the PS4™ system's home screen, and then press the  button. Refer to this manual for information on using the software.

Quitting a game: Press and hold the  button, and then select [Close Application] on the screen that is displayed.

Returning to the home screen from a game: To return to the home screen without quitting a game, press the  button. To resume playing the game select it from the content area.

Removing a disc: Touch the (eject) button after quitting the game.



Trophies: Earn, compare and share trophies that you earn by making specific in-game accomplishments. Trophies access requires a Sony Entertainment Network account.

COMPLETE CONTROLS

Go to CUSTOMISE > SETTINGS > CONTROLS to set up your preferences. Select one of three controller configurations to use and turn the various Assistance options ON if you want to learn at your own pace.

NOTE: The controls in this manual refer to the Classic configuration.

MOVEMENT

Move player	left stick
First touch/Knock-on	R2 button + right stick
Sprint	R2 button (hold)
Stop and face goal	left stick (release) + L1 button
Protect/Slow dribble/Jockey	L2 button (hold)
Face up dribbling	L2 button + R2 button
Skill moves	right stick
Stop ball	left stick (release) + R2 button

ATTACKING (SIMPLE)

Short pass/Header	⊗ button
Lob pass/Cross/Header	⊕ button
Through ball	⊕ button
Shoot/Volley/Header	⊙ button
Trigger player run	L1 button
Chip shot	L1 button + ⊙ button
Finesse shot	R1 button + ⊙ button
Fake shot	⊙ button, ⊗ button
Fake pass	⊕ button, ⊗ button

ATTACKING (ADVANCED)

Hard stop protect (when dribbling)	L2 button
Lobbed through ball	L1 button + △ button
Bouncing lob pass	R1 button + ⊖ button
Low cross	⊖ button (double tap)
Ground cross	⊖ button (triple tap)
Early cross	L1 button + ⊖ button
Dummy a pass	R1 button (hold)
Cancel	L2 button + R2 button
Finesse pass	R1 button + ⊗ button
Flair shot	L2 button (hold) + ⊙ button

TACTICS

Offside trap	↑ button, ↑ button
Team press	↑ button, ↓ button
Swap wings	↑ button, ← button
CB joins attack	↑ button, → button

DEFENDING

Change player	L1 button
Switch player (manual)	right stick
Tackle/push or pull (when chasing)	⊙ button
Pull and hold (when chasing)	⊙ button (hold)
Sliding tackle	Ⓜ button
Clearance	⊙ button
Jockey	L2 button (hold)
Contain	⊗ button (hold)
Teammate contain	R1 button (hold)
Running jockey	L2 button + R2 button

GOALKEEPER

Drop kick	⊙ button/Ⓜ button
Throw/Pass	⊗ button
Charge/Drop ball	△ button
Stay on goal line	△ button (double tap)
Pick up ball	R1 button
Switch to GK	touch pad button

FREE KICKS

Ground pass	⊗ button
High pass/Cross	Ⓜ button
Curled shot	⦿ button
Driven shot	L1 button + ⦿ button
Wall jump (when defending)	△ button
Wall charge	⊗ button
Move wall	L2 button/R2 button
Wall creep	R1 button

FREE KICKS (ADVANCED)

Call 2nd kick taker	L2 button
2nd kick taker curled shot	L2 button + ⦿ button
2nd kick taker layoff pass	L2 button + ⊗ button
2nd kick taker layoff chip	L2 button + Ⓜ button
2nd kick taker run over ball	L2 button + ⦿ button, ⊗ button
Call 3rd kick taker	R1 button
3rd kick taker curled shot	R1 button + ⦿ button
3rd kick taker run over ball	R1 button + ⦿ button, ⊗ button

CORNERS AND THROW INS

Corners (lob cross)	⊙ button
Corners (low cross)	⊙ button (double tap)
Corners (ground cross)	⊙ button (triple tap)
Corners (pass)	⊗ button
Short throw in	⊗ button
Short throw in (manual)	⬆ button
Long throw in	⊙ button
Move throw in receiver	LT button

PENALTIES

Shoot	⊙ button
Finesse shot	R1 button + ⊙ button
Chip shot	LT button + ⊙ button
Goalkeeper dive	right stick
Goalkeeper move side to side	left stick (move side to side)

ASSISTANCE FOR NEW PLAYERS

You don't have to be a pro to make impressive moves when you're out on the pitch. If you're new to *FIFA 14*, go to Controls under the Settings option to turn on Assistance for specific moves. This makes passes and saves easier, without the need for perfect timing or positioning. When you're ready for more of a challenge, choose SEMI for less assistance or MANUAL to earn every one of your goals without aid.

SKILL MOVES

NOTE: Only the most skilled players can complete the more challenging moves.

1 STAR MOVES

- | | |
|-------------------------------------|---|
| Ball juggle (while standing) | L2 button (hold) +
R1 button (tap) |
| Foot fake (while standing) | L1 button (hold) |

2 STAR MOVES

- | | |
|---|---|
| Body feint (left or right) | right stick ←/→ (flick) |
| Stepover (left or right) | right stick ↑, ↘, ←/↑, ↗, → |
| Reverse stepover (left or right) | right stick ←, ↘, ↑/→, ↗, ↑ |
| Ball roll (left or right) | right stick ←/→ (hold) |
| Drag back (while standing) | R1 button + left stick ↓ (flick) |

3 STAR MOVES

- | | |
|---------------------------------|---|
| Heel flick | right stick ↑, ↓ (flick) |
| Flick up | right stick ↑, ↑, ↑ (flick) |
| Roulette (left or right) | right stick ↓, ↘, ←, ↘, ↑, ↗, →/
↓, ↘, →, ↗, ↑, ↘, ← |
| Fake left and go right | right stick ←, ↘, ↓, ↘, → |
| Fake right and go left | right stick →, ↘, ↓, ↘, ← |

4 STAR MOVES

Ball hop (while standing)	R3 button (tap)
Ball roll cut left	right stick → (hold), left stick ← (hold)
Ball roll cut right	right stick ← (hold), left stick → (hold)
Heel to heel flick	right stick ↑, ↓ (flick)
Simple rainbow	right stick ↓, ↑, ↑ (flick)
Advanced rainbow	right stick ↓ (flick), ↑ (hold), ↑ (flick)
Feint left and exit right	right stick ←, ↘, ↓, ↘, →
Feint right and exit left	right stick →, ↙, ↓, ↙, ←
Heel chop left (while running)	right stick ↘, ↘
Heel chop right (while running)	right stick ↙, ↙
Scoop turn left (while standing)	right stick ↘, ↘
Scoop turn right (while standing)	right stick ↙, ↙
Stop and turn left/right (while running)	right stick ↑, ← (flick)/ ↑, → (flick)

5 STAR MOVES

Elastico	right stick →, ↘, ↓, ↙, ←
Reverse elastico	right stick ←, ↙, ↓, ↘, →
Drag back fake and exit left (while standing)	R1 button + left stick ↓, ↘, →, ↙, ↓, ↙, ←
Drag back fake and exit right (while standing)	R1 button + left stick ↓, ↙, ←, ↘, ↓, ↘, →
Hocus pocus	right stick ↓, ↙, ←, ↘, ↓, →
Triple elastico	right stick ↓, ↘, →, ↙, ↓, ↙, ←
Ball roll and flick left	right stick → (hold), ↑ (flick)
Ball roll and flick right	right stick ← (hold), ↑ (flick)
Quick ball rolls (while standing)	right stick ↓ (hold)
Sombrero flick (while standing)	right stick ↑, ↑, ↓ (flick)
Turn and spin (left or right)	right stick ↑, ← (flick)/ ↑, → (flick)
Ball roll fake left (while standing)	right stick ← (hold), → (flick)
Ball roll fake right (while standing)	right stick → (hold), ← (flick)
Rabona fake (while jogging)	L2 button + Ⓜ button/ Ⓞ button, ⓧ button + left stick ↓
Elastico chop left	right stick ↓, ← (flick)
Elastico chop right	right stick ↓, → (flick)

5 STAR JUGGLING TRICKS

Laces flick up	L2 button + R1 button (hold)
Sombrero flick backwards	left stick ↓ (hold)
Sombrero flick left	left stick ← (hold)
Sombrero flick right	left stick → (hold)
Around the world	right stick ↓, ↘, ←, ↖, ↑, ↗, →, ↘, ↓/ ↓, ↘, →, ↗, ↑, ↖, ←, ↘, ↓
In air elastico	right stick ←, → (flick)/ →, ← (flick)
Flick up for volley	left stick ↑ (hold)
Chest flick	left stick ↑, L3 button (hold), R3 button (triple tap)
T. around the world	right stick ↓, ↘, ←, ↖, ↑, ↗, →, ↘, ↓, (flick) ↑

SETTING UP

When you first launch *FIFA 14*, choose the default settings or customise your own and select your club.

MATCH PREPARATIONS

Before you head out onto the pitch, you can customise your Game Settings in the Settings screen. Choose the length of your matches, difficulty level, commentary team, CPU, and the ball you use, among many other details. You can also toggle on or off rules like injuries and offsides depending on how realistic you want your matches to be.

CAMERA TIPS

Don't neglect the camera settings in the Game Settings menu! Each type of match has a customizable camera option with up to seven types of cameras to choose from. This lets you view the pitch and experience each match from a perspective that works for you.

SAVING AND LOADING

FIFA 14 uses an autosave feature that automatically saves your progress and most recent Settings. Do not turn off your PlayStation®4 system while the autosave icon is displayed, or you will lose all unsaved information.

MAIN MENU

HOME

Home provides you with quick access to your most recently played game modes. Jump straight into a game by selecting KICK OFF, form your Ultimate Team, launch a Career, or view the latest Football Club News and Alerts.

PLAY

Get out onto the pitch as you dig into the many game modes available in *FIFA 14*, including online modes and Kick Off, which uses real-world stats to put you in the middle of the latest on-field action.

EA SPORTS™ FOOTBALL CLUB

EA SPORTS™ Football Club is your connection to all your Friends playing *FIFA 14*. Stay up to date on their activities through My Alerts and Friends' News, and compare your progress to theirs to try to best them on the leaderboards. You'll receive updates when someone's passed you!

All-new features such as being able to gift unlockables from the Catalogue, quick access to your Friends' statuses, and messaging enhance your connection to your fellow *FIFA 14* players, making EA SPORTS™ Football Club *FIFA 14*'s social network.

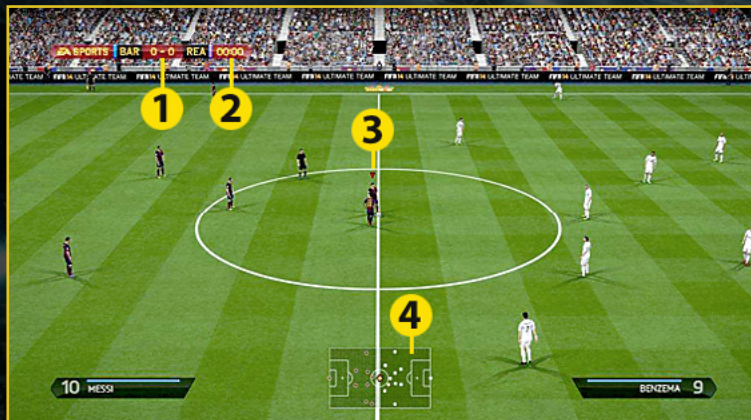
CUSTOMISE

Access the Customise screen to adjust in-game and online settings, view your profile, edit teams and players, and more.

PLAYING THE GAME

Go to the Play screen when you're ready to launch your football career or play a quick match, among other things. You can also improve your footwork in the Practice Arena and with Skill Games.

GAME SCREEN



1. Score
2. Match clock
3. Controlled Player
4. Radar
5. Fitness level
6. Kick power

PLAYER STATUS BAR



KICK OFF

Select KICK OFF in the Play screen to get straight onto the pitch and take on any club or national team in the game. The latest squads and form updates require a connection to the EA servers.

HIGHLIGHTS OF THE WEEK

View real-world upcoming Games of the Week and choose a match to play in it. The higher the skill level you choose, the more XP you earn. Challenges based on recent matches give you the opportunity to rewrite history. You must be signed in to your Sony Entertainment Network account and EA servers to play these matches.

PLAYERS IN FORM

See the latest real-world player form updates.

TEAMS IN FORM

View updated real-world team ratings.

FIFA ULTIMATE TEAM

Create your own Ultimate Team, fine-tune it to perfect Team Chemistry, and try to reach the top of the FIFA Ultimate Team (FUT) leaderboards. Choose players to build Squads with high Chemistry, buy or sell items on the 24/7 live Transfer Market, and play in a variety of both single-player and online game modes.

GETTING STARTED

When you first start Ultimate Team, you'll learn how to swap and link players to improve Team Chemistry before playing a starter match. From there, you can start your own Squad and explore the Transfer Market, Pack Store, and your Club.

CHEMISTRY

Chemistry is at the core of what makes your Ultimate Team successful. Having a team of star players can help you shine on the pitch, but your Squad must also have the right Chemistry to allow you to maximize its performance. The higher your Chemistry, the better your team performs during matches—and that means a better chance at winning games.

Your team's Chemistry Rating appears in the upper right corner when viewing your Active Squad. Placing players in their preferred positions can improve Chemistry. You should also encourage Nationality, League, and Club Chemistry by linking players so the connections between them are green—indicating a strong link.


Swap your players around on the Active Squad screen and add new ones from your Club or the Transfer Market to find the ideal balance for your team!

CHEMISTRY STYLES

Every player in Ultimate Team has a Chemistry Style. This affects which attributes will be improved based on the player's Chemistry Rating. Arrows appear beside the attributes that a specific Chemistry Style affects, and as you start building up Chemistry, they will turn from white to green.

To get the most out of your Squad, you can apply new Styles to them to change their attributes and, in turn, the team's overall tactics. The effects remain on a player until a new Style is applied. You can find these Styles in Packs and on the Transfer Market.

CONTRACTS

Before players can excel out on the pitch, they need Contracts to play matches. When viewing your Active Squad, highlight a player and press the  button to access the Actions menu, and then select APPLY CONSUMABLE to apply a Contract to a player. Move the right stick to switch to the status view, which shows the amount of remaining contracts for every player.

To give you a head start, the Players from your Starter Pack will come with a special long-term Contract (45 matches). All Players found in Packs start with seven Contracts, and each match they play reduces the number of Contracts by one. If a player is in your subs or reserves but doesn't head onto the pitch at all, he does not lose a Contract for that match.

MATCHES, TOURNAMENT, AND SEASONS

Challenge your team and reap the rewards in Matches, Tournaments, and Seasons.

Tournament matches are always single-round knockout matches and can be played online or as single-player games. Win matches to earn Coins, or take your team to the top and win a Tournament to gain Trophies, Coins, and sometimes even Packs.

Seasons consist of 10 games, playable online or in single-player mode. Try to make it through and win the Season or gain promotion! In this mode, the promotion, hold, and relegation system means that losing a match doesn't eliminate your team from the season, giving you the opportunity to bounce back from defeats.


TRANSFER MARKET

The Transfer Market is the hub for purchasing, listing, and selling items. Here, you can find new Players to increase your Squad's overall rating and Chemistry Rating. If you're looking for a new Player, use the search filters such as Quality, Position, Chemistry Style, and Pricing to quickly find the ideal footballer to complement your Active Squad.

SEARCH BY NAME

If you want to search for a specific Player to fill out your Squad, use the first option in Player Search to type in his first or last name. This lets you easily select the Player you want based on the search results that appear.

SEARCH FROM SQUAD

For the first time in the Transfer Market, you can search for a Player directly from your Active Squad, compare him to other Players, and submit a Transfer Bid for him if desired. Simply highlight the Player on your Active Squad screen, press the  button to bring up the Actions menu, select SWAP PLAYER and then SEARCH TRANSFER MARKET.

PACK STORE

Purchase Packs from the store to find new Players for your Squad. You'll also sometimes earn Packs from winning Tournaments or as a special reward at the end of a Season.

MY CLUB

As you gain new players through the Transfer Market and from Packs you have purchased or won, you will have more than enough Players for one Squad. My Club contains all of the players not in your current Squad, as well as your Consumables and other Items.

LEADERBOARDS

Check out the leaderboards to compare yourself to your Friends or the top 100 FUT users across the globe as you build your Ultimate Team, play Tournaments and Seasons, and grow your Club.

CAREER

Career is an immersive experience that offers you the chance to play through a lifelong football career. Career is split into two different areas, Manager and Player.

PLAYER CAREER

Create your own player or take control of a single professional footballer as you play in multiple leagues, cups, and continental competitions, trying to improve your skills and ultimately represent your national team.

LOCKED TO PLAYER: CONTROLS

If you're going to play as a pro, you've got to think like one. When your team is on the attack, time your runs and call for the ball at the right time. When defending, ensure you cover any dangers posed by your opponents. Teamwork is everything in football, and communication with your teammates is the key to success. Wherever you are on the field, make sure you use the following controls to increase your chances of victory.

Call for pass/Cross

⊗ button

Call for or suggest through ball

⊕ button

Suggest shot

⊙ button

INDICATORS

Be A Pro Player provides many of the same challenges faced by real players. Use the indicators provided to ensure you're in the best position on the pitch.



POSITIONING

Knowing where to be on the pitch at any given moment is a must, whatever position you've adopted. In order to improve your positional sense, use the arrows as a guide. Follow them until they disappear to make sure you're in the right place at the right time.



OFFSIDE

To ensure the assistant referee doesn't bring a swift end to another attacking move, make sure you keep an eye out for his flag. When you stray offside, a flag icon appears. To avoid being pulled up and losing valuable XP, run back past the last defender to get into an onside position.



MARKING

Goals are often scored when opposing players are left unmarked, and it is your responsibility to make sure that doesn't happen. A red ring appears underneath any player with open room that you should be marking. Close in on them as soon as possible!

LOCKED TO PLAYER: GOALKEEPER CONTROLS

Goalkeeper is one of the most important positions on the pitch. Maintain good positioning in front of the net, make saving shots, cut off crosses, and distribute the ball to your teammates after saves. Stay alert! You cannot afford to fail.

NOTE: There are two camera modes when playing locked to a Goalkeeper. One allows you to follow the ball as the action takes place on the pitch. The other allows you to focus on the goalkeeper and prepare for oncoming attacks. Press the touch pad button to switch between them in order to maintain appropriate positioning on the pitch.

ATTACKING OFF THE BALL

Call for or suggest pass	⊗ button
Suggest through ball	△ button
Suggest cross	⊖ button
Suggest shot	⊙ button
Toggle camera target	touch pad button

DEFENDING OWN BOX

Dive	right stick (hold)/ ⊗ button (while moving)
Autopositioning	L1 button (hold)
Slow movement facing ball	L2 button + left stick
Charge/Punch	△ button (hold)
Dive at feet	⊖ button
Anticipation save	⊙ button
2nd defender contain	R1 button (hold)
Toggle camera target	touch pad button

MANAGER CAREER

Take control of the financial side of your favorite club and please the Board. Scout for new players, manage the budget, and make key player and squad decisions as you take your club to the top. If you do well, you will also get the chance to manage a national team and compete in international competitions, such as the FIFA World Cup.

GLOBAL TRANSFER NETWORK

One of your jobs as manager is to scout for new players, and *FIFA 14*'s new Global Transfer Network makes this more rewarding than ever. Send scouts to different countries to scout the respective leagues, and set Scouting Instructions to find players who fit your criteria. You can also search the names of specific players you want. Once you've found possible recruits, assign a scout to watch them and make the best decision for your team.

SEASONS

Enjoy ranked online play at its best and most competitive with Seasons. As you play through 10 games per season, try to earn enough points to avoid relegation and gain promotion to the next division—or even win the division title. It won't be easy! Higher divisions mean tougher competition and promotions, so get ready for a true football challenge.

CO-OP SEASONS

For the first time, dominate the pitch with a teammate as you play through Seasons mode on the same team. Co-Op Seasons is the next evolution in online play, allowing you to team up online and play 2v2. Take up the challenge of reaching Division 1 and fill up your trophy cabinet! You can play separate seasons with as many Friends as you wish. Once you have started a season with a Friend, you can move up the divisions together or solo. Playing solo will affect your status on the Co-Op Leaderboards.

PRO CLUBS

Join or create a Pro Club to play alongside Friends and other *FIFA 14* gamers in online play.

With your club, you can compete in 10 games per season and try to gain promotion through the league divisions. Create and grow your online Pro by competing in Club or Drop-In matches, and earn accomplishments to unlock better attributes, unique traits, gameplay celebrations, and kit upgrades. Teamwork is key if you're going to score goals, win matches, and create the best Pro player possible.

As a new player, play in Drop-In matches to get your feet wet and unlock a few accomplishments for your player. When you're ready, look for a club on the Recommended Club screen. This screen also shows you Clubs that your Friends are in. You can also create your own Club and invite Friends to join.

As manager of a club, access the Transfers screen to review Club invites. Invite notifications also appear in EA SPORTS™ Football Club as Alerts, in case you miss them.

As your Pro grows, review your stats and progress on the My Pro tab. Have a look at what accomplishments you have yet to unlock. Don't forget about the Pro boosts available in the EASFC Catalogue if you have enough XP and FCC to spend!

ONLINE FRIENDLIES

Invite a Friend to play a match online, and track your rivalry to prove who has the most skills on the pitch in five game seasons. Earn the most points in five games to hoist the trophy, and then keep the competition going with the next season as you try to defend your title!

SKILL GAMES

Improve your football skills by completing challenges that test specific maneuvers such as chip shots, free kicks, and dribbling. As you master these abilities, you unlock Skill Challenges to become Legendary at each proficiency. Compare yourself to Friends and others on the leaderboards for extra motivation as you progress through the levels!

PRACTICE ARENA

From the Play screen, select PRACTICE ARENA to perfect your dribbling and shooting skills against the goalkeeper, practice set pieces, or create your own custom runs and tactics.

FIFA 14 PROFILE

Select PROFILE in the Customise screen to view your *FIFA 14* profile. From here, you can load your career and manage your squads.

EA SPORTS™ EXTRAS

Emotions run high when cheers, chants, and music complete your football experience. Set the victory cheer for a favorite team or the chants for a team rival, along with other custom audio for various events. You can also browse music and select songs to customise your own *FIFA 14* soundtrack with EA SPORTS™ Trax, or see the talented team behind the title by viewing the game's credits.

TEAM MANAGEMENT

Before heading out to the pitch, select EDIT TEAMS and then TEAM MANAGEMENT in the Customise screen to ensure your squad is at its best. Here, you can view and adjust your Starting 11, review and reset your Kick Takers, set your Formation, and choose from over a dozen Team Styles. This menu is also available prior to every match in all modes except Player Career.

NEED HELP?

The EA Worldwide Customer Experience team is here to ensure you get the most out of your game—anytime, anywhere.

- **Online Support & Contact Info** For FAQs, help articles, and to contact us, please visit help.ea.com.
- **Twitter & Facebook Support** Need a quick tip? Reach out on Twitter to [@askeasupport](https://twitter.com/askeasupport) or post on facebook.com/askeasupport.

“PlayStation” and the “PS” Family logo are registered trademarks and the PS4 logo is a trademark of Sony Computer Entertainment Inc.